

# 2019 Annual Report



*"What makes firefighters courageous in my eyes isn't what they do day in and day out, it's what they are willing to do at any given moment." Frank Viscuso*

Columbia Borough Fire Department  
726 Manor Street  
Columbia, PA 17512  
[www.CBFD80.com](http://www.CBFD80.com)  
(717) 684-5844

Columbia Borough Fire Department



# Contents

Mission Statement -----	04
Organizational Values -----	04
Vision Statement -----	04
Message from the Fire Chief -----	05
2020 Fire Department Officers -----	06
Emergency Responders with average age and years of service -----	07
Fire Department Headquarters -----	08
Fire Department Apparatus -----	09
Box 80-01 Northeast Borough Area Statistics -----	12
Box 80-02 Northwest Borough Area Statistics -----	13
Box 80-03 Non-Hydrant North Borough Area Statistics -----	14
Box 80-05 Southwest Borough Area Statistics -----	15
Box 80-06 Southeast Borough Area Statistics -----	16
Box 80-07 Route 30 Area Statistics -----	17
GPS Incident Coordinates -----	18
Incidents by Municipalities -----	19
Incident Type Summary -----	20
Property Value Saved / Loss -----	21
Notable Fire 2019 -----	21
Cause of Ignition and Area of Origin -----	22
Incident Statistics -----	23
Incident Comparison -----	24
Training -----	26
Training Hours by Volunteers -----	27
Fire Prevention -----	28
WHT Statistics and GPS Incident Plots -----	29
WHT Fire Report – Comparison -----	30
Apparatus Response into West Hempfield Township -----	31

## MISSION STATEMENT

The mission of the Columbia Borough Fire Department shall be to protect the lives and property of the citizens and visitors of the Borough of Columbia and neighboring communities from fire and other related emergencies or natural disasters. This public safety goal shall be achieved by providing professionally trained personnel educated in the areas of fire prevention, suppression, and tactical operations from the adverse effects of fire and rescue situations, or exposure to other hazardous conditions. The Department shall provide an adequate number of competently trained personnel, the necessary equipment and resources to accomplish the department's mission in order to reduce the incidents of fire and injury through public safety education, fire prevention programs and applicable codes. The Department shall also manage its affairs in a fiscally responsible, professional, and cost-effective manner at all times.



## Organizational Values

- **Integrity** – Trust placed in us by the public and our colleagues is integral to the performance of our duties. We are committed to honest, ethical behavior and hold ourselves accountable to these values.
- **Professional Excellence** – Pursuit of excellence and demonstrating high professional standards are both critical to our work. We ensure the best possible service for our community. We support continuous training and encourage professional development. We respect diversity of our community by providing compassionate and quality service to all in need.
- **Community Service** – We are committed to fulfilling our responsibility and deepening our involvement in the community we serve.
- **Teamwork and Leadership** – A well-functioning team of people is more effective than individuals who are working separately; lives depend on it. Individuals have the capacity to lead our organization at all levels but teamwork is integral to our organizational success.



## Vision Statement

- Provide excellent customer service and exceed the expectations of the people we serve, both internally and externally.
- Be responsive to the changing needs of our community and customers.
- Be an organization of highly trained and motivated professional volunteers.
- Be an organization highly respected by our peers.

## Message from the Fire Chief

On behalf of the men and women of the fire department, it is my pleasure to present the 2019 Annual Fire Report of the Columbia Borough Fire Department. The purpose of this report is to provide our municipal leaders, residents, and members with a snapshot of the activities in which the fire department is involved. I invite you to explore the contents of this report and I would be happy to further explain any of the information contained in this report. Please feel free to call, 717-684-5844 x108, or stop by the fire station if you have any questions.



I would like to take this opportunity to share a few of our key accomplishments in 2019. First, I am proud to announce that our new apparatus has been placed in service and serving our community well. The Traffic unit went in service in January 20, 2019 and has responded to over 350 incidents already. Engine 80 went in service on September 27, 2019 and responded to its first call 40 minutes later. Rescue 80 went in service on September 28, 2019 and had 3 calls with-in 4 hours of being placed in service. Second, the new pole building was built and all squads, traffic unit, boats, and the all-terrain unit are now located in this building. This has assisted with decreasing our overall response times to water, traffic, and specialties incidents. Third, the 2019 Lancaster County Wide Communications 911 center released their annual report. This report showed that the Columbia Borough Fire Department was the 4<sup>th</sup> busiest fire department in Lancaster County. Number one and two are career fire stations with paid fireman staffing the fire stations 24/7. I am very proud to lead the men and woman of the CBF, 2019 was exceptionally busy year and the every one of them stepped up to make this year a success.

I hope you find this report informative and interesting. I certainly hope you never find yourself in need of our services, but we are proud of what we do and want you to know we are here if you need us.

Best wishes for a safe and prosperous 2020.

Sincerely,

*Douglas J. Kemmerly*

Douglas J. Kemmerly  
Fire Chief

## 2020 Officers

### Administration Officers:

President	Mark A. Fritz
Vice President	Michael E. Rhodes
Secretary	Lisa M. Splain
Assistant Secretary	Deb L. Zercher
Treasurer	Sandy L. Keyser
Assistant Treasurer	Regina A. Fisher
Trustee – 5 years	J. Michael Zercher
Trustee – 4 years	John K. Klinestever
Trustee – 3 years	Dave W. Mosteller
Trustee – 2 Years	William H. Keyser
Trustee – 1 Year	Mathew T. Phillips
Member At Large	Justin S. Misal

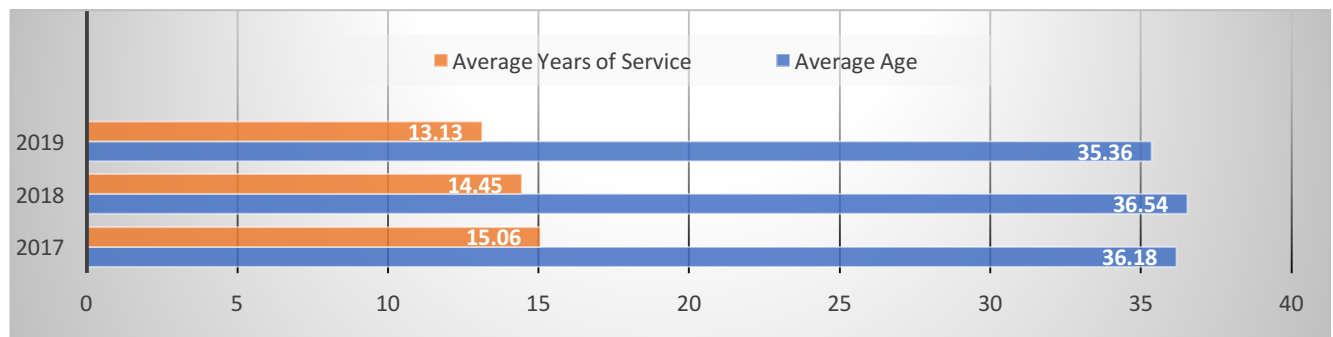
### Fire Line Officers:

Fire Chief	Douglas J. Kemmerly
Deputy Fire Chief	Ricky W. Anderson
Assistant Chief 1	Kevin A. Keyser
Assistant Chief 2	J. Michael Zercher
Captain	Nick D. Martin
Captain	Sean M. Montgomery
Lieutenant	Michael P. Arnold
Lieutenant	William L. Meyers
Lieutenant	Justin S. Misal
Lieutenant	Michael A. Splain
Safety Officer	R. Matthew Reifsnyder
Engineer	Michael A. Long
Fire Police Captain	Michael E. Rhodes
Fire Police Lieutenant	Ronald L. Manley

## Emergency Responders

NAME	YEARS OF SERVICE
Lester R. Schoelkoph, Sr.	54
Keith A. Fritz	37
Eugene V. Schmitt	37
Mark A. Fritz	34
J. Michael Zercher	33
Todd M. Boyles	33
Lester R. Schoelkoph, Jr.	32
Douglas J. Kemmerly	32
Jason S. Fisher	31
Ronald L. Manley	30
Scott K. Ryno	28
Bryan E. Keyser	27
Kevin A. Keyser	26
Brent M. Keyser	25
John M. Shaeffer	24
John A. Lightcap	23
John E. Torbert	20
Jared R. Barninger	19
Michael D. Stock	19
Todd M. Lightcap, Sr.	19
Justin S. Misal	18
Ricky W. Anderson	18
R. Matthew Reifsnyder	15
Austin E. Peters	14
Denny P. Hershey	13
Sean M. Montgomery	12
Kyle N. Fritz	12
Michael A. Splain	12
Todd M. Lightcap, Jr.	11
William L. Meyers	11
Adam M. Hetter	10
Brian K. Mentzer	10

NAME	YEARS OF SERVICE
Nick D. Martin	9
Justin M. Warner	8
Crystal A. Shaeffer	8
Lauren A. Fritz	8
Michael E. Rhodes	8
Jared D. Mosteller	8
Deborah L. Torbert	8
Michael S. McCord	7
Michael P. Arnold	6
Lorenzo C. Gomez	5
Jordan M. Goodman	3
Emily M. Braungard	3
Ryan J. Hinkle	2
David P. Hershey	2
Paul R. Paulsen	2
Krystal A. Fritz	2
Jonathan R. Riggs	1
Jordan M. Rhoads	1
Alfred A. Greenya	1
Jeffrey G. Long	1
Michael A. Long	<1
Jessica L. Hartman	<1
Adrian G. Wine	<1
Todd A. Wagner	<1
Maximilian M. Acker	<1
Joshua S. Lightcap	<1
Tim L. Powell	<1
Hunter T. Deets	<1
Jordan T. Jarvis	<1
Hunter L. Morrison	<1
Mildred E. Foehlinger	<1



## Fire Department Headquarters



The Columbia Borough Fire Department was organized in August 2015 when three separate entities merged to provide a more cost-effective and unified fire department. The current station is located at 726 Manor Street, Columbia, Pennsylvania. History of the CBF is only 3.5 years but Columbia Borough fire protection dates back to 1796 when the first volunteer fire company was started. The original 1796 fire house stood where the Columbia Borough Offices are located today.



Pole building was built in 2019 to house our squad vehicles, traffic unit, boats, and all-terrain vehicle.



## Apparatus



- 2019 Pierce Enforcer Fire Engine, 1500 gpm fire pump, 500-gallon water tank.
  - Unit serves as the primary fire suppression vehicle.
  - 1<sup>st</sup> arriving vehicle to all structural related fires in Columbia Borough.
  - Unit carries six firefighters.
- 



- 2012 Ferrara Ember Ladder Truck, 77' aerial ladder.
- Unit serves to reach elevated heights for rescue and suppression activities.
- 2<sup>nd</sup> arriving vehicle to all structural related fires in Columbia Borough.
- Unit carries eight firefighters.



- 2019 Pierce Enforcer Rescue Engine, 1500 gpm fire pump, 500-gallon water tank.
  - Unit serves as the primary rescue unit for accident scenes, back up suppression vehicle.
  - 1<sup>st</sup> arriving vehicle to all rescue related incidents in Columbia Borough.
  - Unit carries 6 firefighters.
- 



- 2019 Ford F450 Fire Police Traffic Unit.
- Unit serves as the primary traffic control vehicle for all incidents in Columbia Borough.
- Arrives to provide traffic management around all emergency/non-emergency scenes.
- Unit carries five fire police.

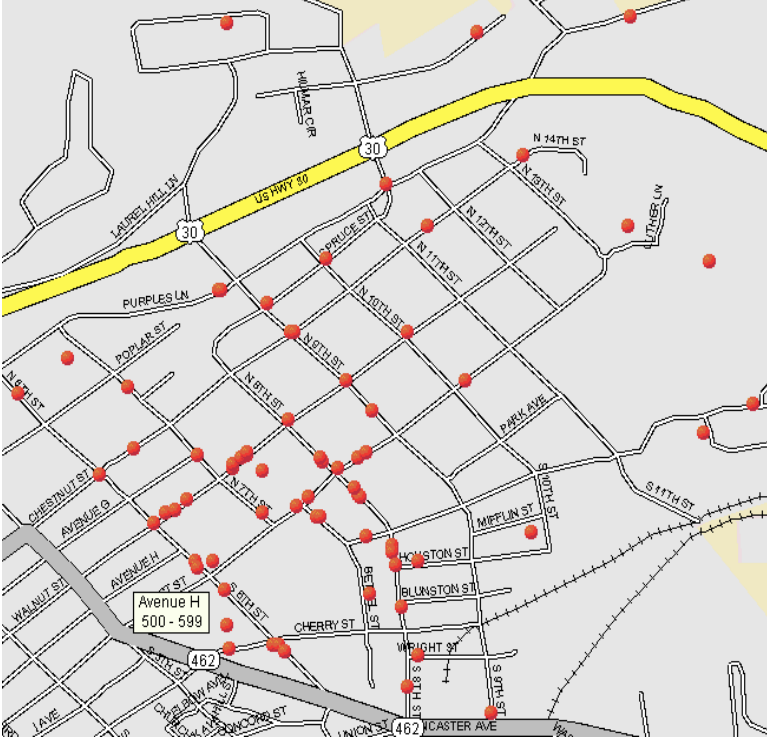


- 2011 Ford F550 Squad Truck. 2004 18' Semi "V" Aluminum Boat.
- Unit serves as the primary vehicle to pull Boat 801.
- Boat 801 is primary boat for water rescues on the Susquehanna River.
- Squad 801 carries five firefighters. Boat 801 carries three firefighters.



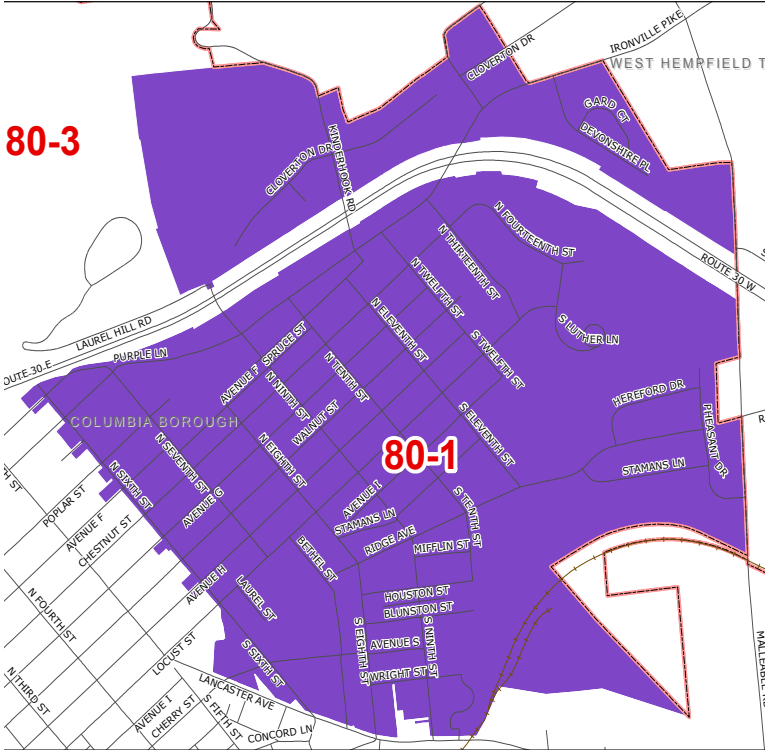
- 2003 Chevrolet Tahoe Squad Truck. 2012 Quicksilver Inflatable Boat.
- Unit serves as the primary vehicle to pull Boat 802.
- Boat 802 is primary water rescue boat for urban areas.
- Squad 802 carries five firefighters. Boat 802 carries three firefighters.

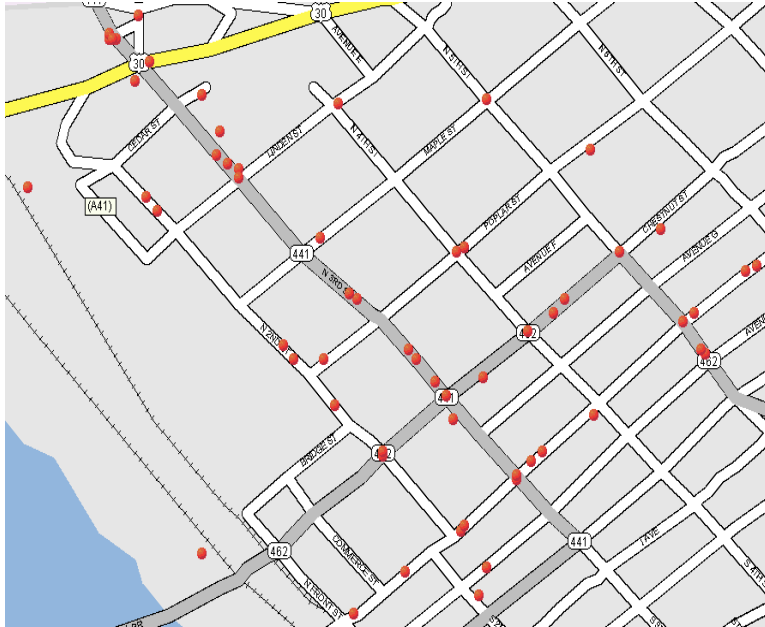
# Statistics By District



## Northeast District Box 80-01

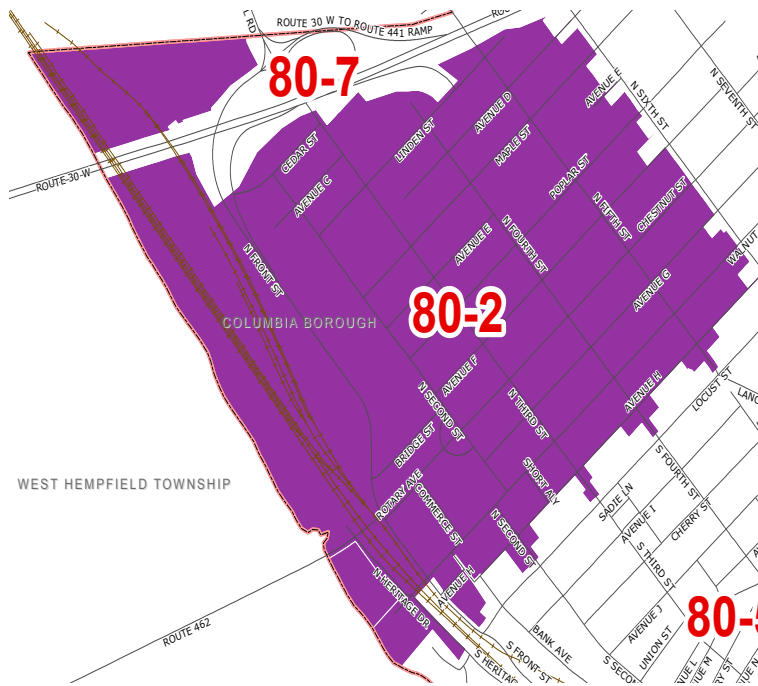
- 91 responses
- 12.5 average personnel responding
- 46.3 company in service hours
- 594.6 man-hours
- 1 civilian injury
- 5 civilian deaths
- \$6,008,741.00 of property saved
- \$68,700.00 property lost
- 10 fire loss incidents
- Investigations were the most dispatched incident with 18
- 5 minutes 22 seconds turn out time
- 8 minutes 25 seconds emergency response time
- Busiest day was Saturday with 20 incidents
- 22.95% of incidents occurred in this district
- Investigate was the primary actions taken, 59.3% of the time
- 2100 hours was the busiest hour, 9.89%

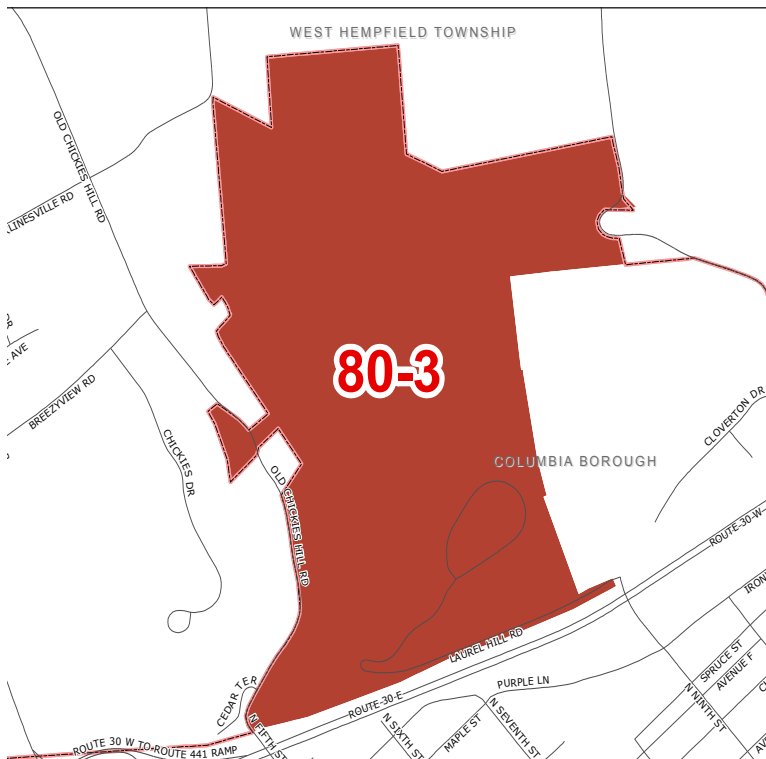




## Northwest District Box 80-02

- 77 responses
- 11.9 average personnel responding
- 44.1 company in service hours
- 595.2 man-hours
- 0 civilian injuries
- 1 civilian death
- \$292,711.00 of property saved
- \$22,000.00 property lost
- 4 fire loss incidents
- Investigations were the most dispatched incidents with 13
- 6 minutes 03 seconds turn out time
- 8 minutes 55 seconds emergency response time
- Busiest day was Tuesday with 14 incidents
- 19.64% of incidents occurred in this district
- Investigate was the primary actions taken, 40.2% of the time
- 1700 hours was the busiest hour, 12.98%





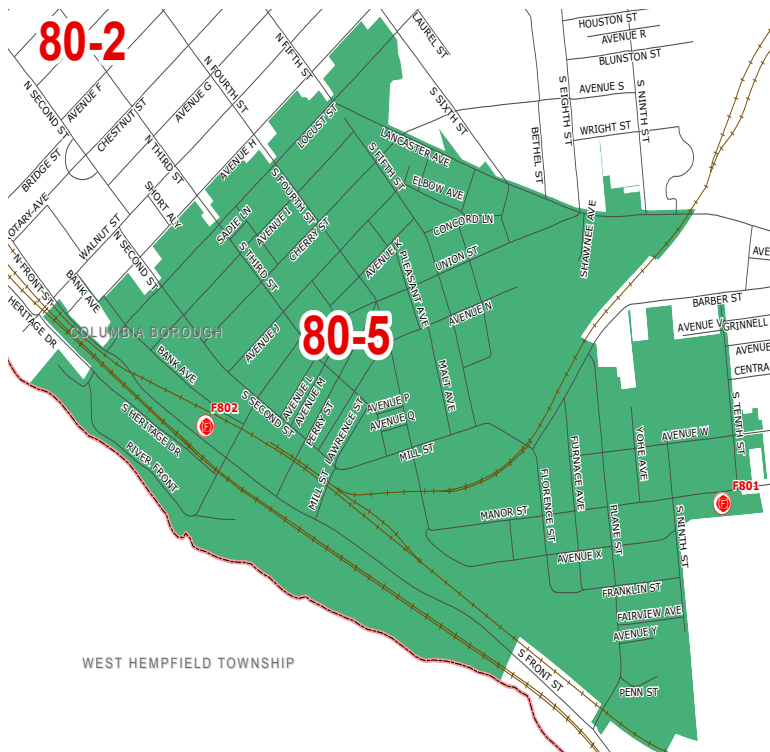
### Non-Hydrant North District Box 80-03

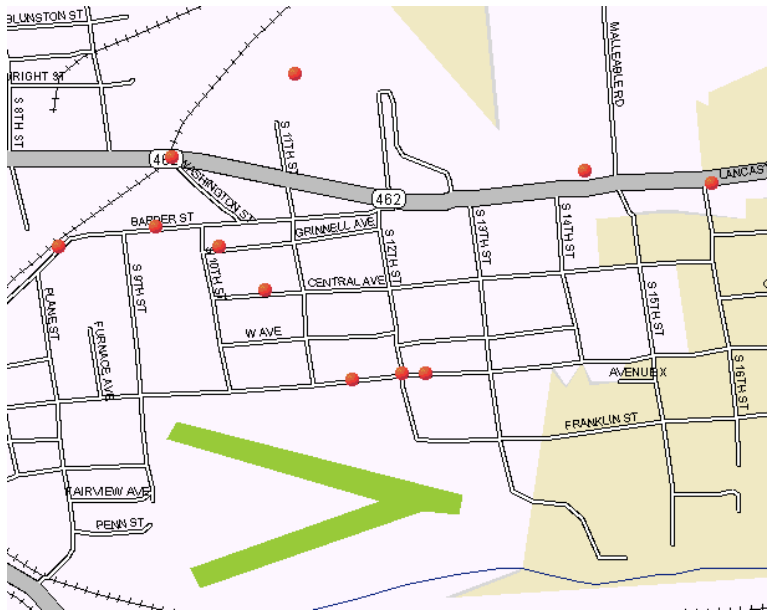
- 11 responses
- 13.2 average personnel responding
- 6.0 company in service hours
- 89.6 man-hours
- 1 civilian injury
- 2 civilian deaths
- \$1,010,000.00 of property saved
- \$0.00 property lost
- 0 fire loss incidents
- Cardiac Arrests were the most dispatched incidents with 4
- 3 minutes 31 seconds turn out time
- 6 minutes 56 seconds emergency response time
- Busiest days were Sunday, Wednesday, Thursday, Friday, and Saturday with 2 incidents each
- 2.8% of incidents occurred in this district
- Investigate was the primary actions taken, 54.5% of the time
- 1600 hour was the busiest hour, 27.27%



## Southwest District Box 80-05

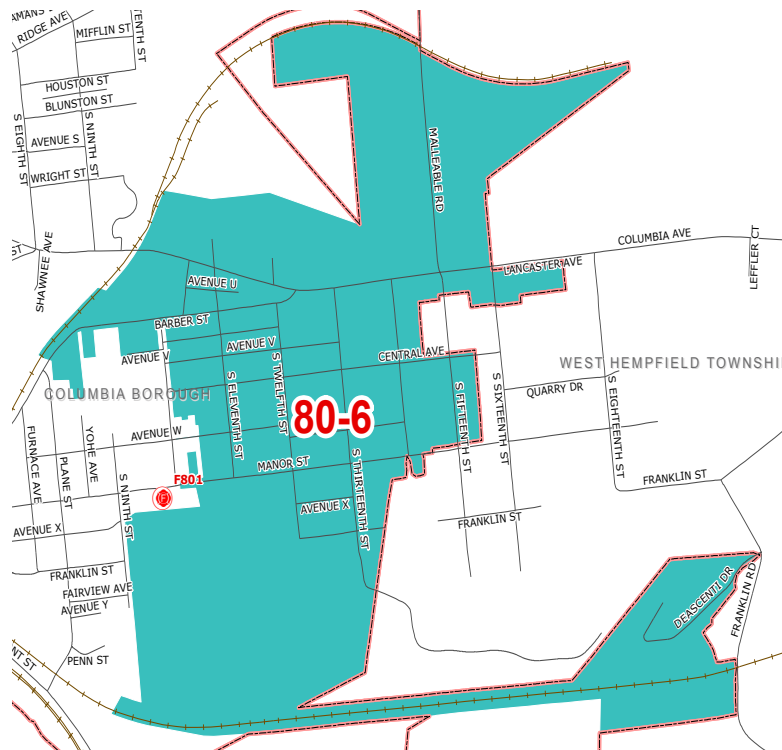
- 157 responses
- 12.5 average personnel responding
- 84.9 company in service hours
- 1,310.0 man-hours
- 4 civilian injuries
- 7 civilian deaths
- \$10,807,841.00 of property saved
- \$851,020.00 property lost
- 19 fire loss incidents
- Investigations were the most dispatched incidents with 28
- 5 minutes 06 seconds turn out time
- 6 minutes 57 seconds emergency response time
- Busiest day was Thursday with 32 incidents
- 40.0% of incidents occurred in this district
- Investigate was the primary actions taken, 41.4% of the time
- 0800 hours was the busiest hour, 7.67%



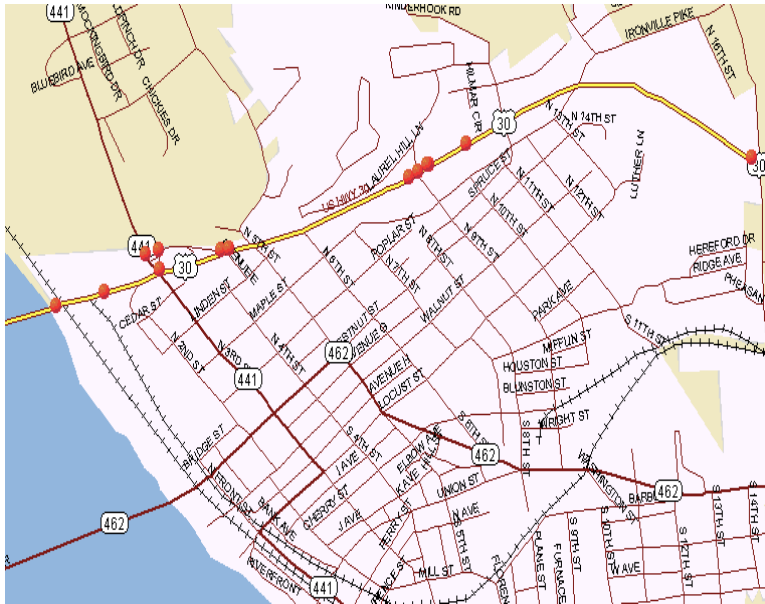


## Southeast District Box 80-06

- 22 responses
- 11.6 average personnel responding
- 8.0 company in service hours
- 119.3 man-hours
- 2 civilian injuries
- 0 civilian death
- \$24,500,000.00 of property saved
- \$1,030,000.00 property lost
- 1 fire loss incident
- Automatic Fire Alarms were the most dispatched incidents with 10
- 5 minutes 15 seconds turn out time
- 6 minutes 44 seconds emergency response time
- Busiest day was Monday with 7 incidents
- 5.6% of incidents occurred in this district
- Investigate was the primary actions taken, 50.0% of the time
- 1200 hours was the busiest hour, 18.8%

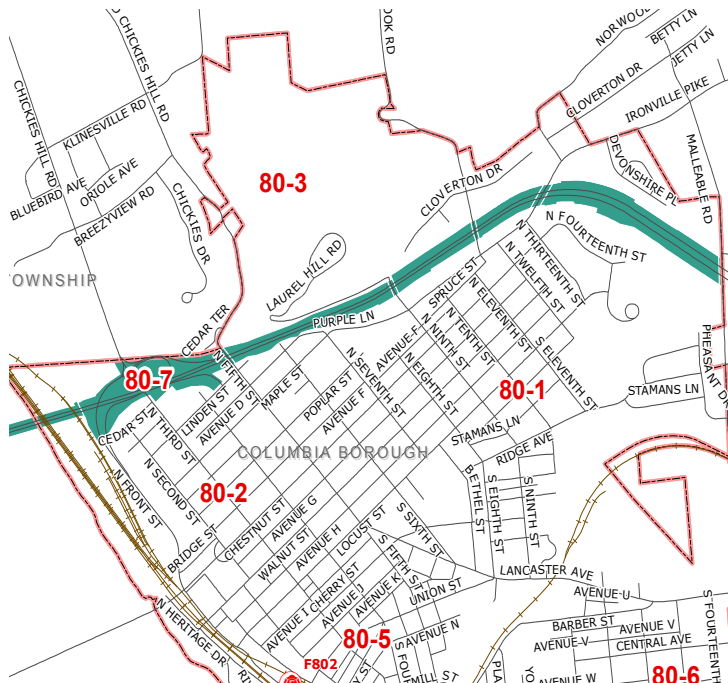






## Route 30 District Box 80-07

- 13 responses
- 12.8 average personnel responding
- 10.6 company in service hours
- 132.9 man-hours
- 1 civilian injury
- 0 civilian deaths
- \$250,000,000.00 of property saved
- \$9,000.00 property lost
- 1 fire loss incidents
- Vehicle Accidents were the most dispatched incidents with 7
- 5 minutes 30 seconds turn out time
- 9 minutes 19 seconds emergency response time
- Busiest day was Saturday with 4 incidents
- 5.6% of incidents occurred in this district
- Traffic Control was the primary actions taken, 30.7% of the time
- 0900 and 1300 hours were the busiest hour, 15.3%



# GPS Incident Coordinates

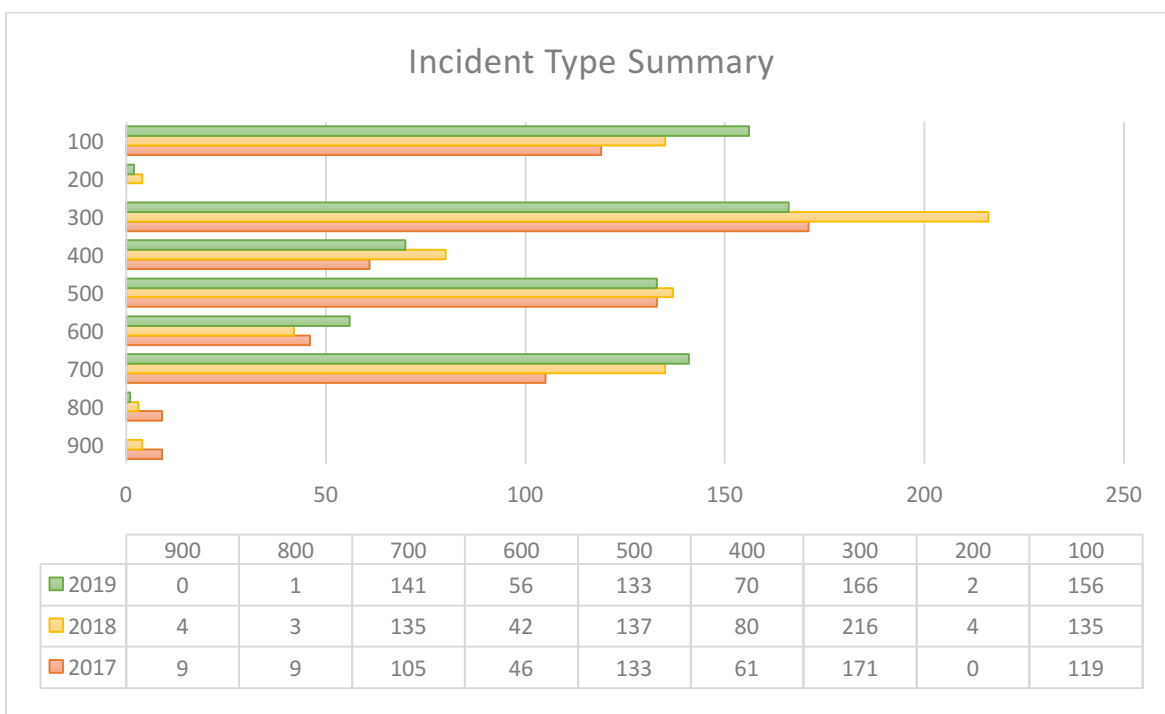


## Incidents by Municipalities

<b>Municipality</b>	<b>Municipality Incidents</b>	<b>Percent of Incidents</b>
Columbia Borough	371	51.17%
West Hempfield Township	196	27.03%
East Donegal Township	24	3.31%
Manor Township	24	3.31%
East Hempfield Township	20	2.75%
Mountville Borough	17	2.34%
Lower Windsor Township	15	2.06%
Hellam Township	13	1.79%
Marietta Borough	10	1.37%
Wrightsville Borough	10	1.37%
Springettsbury Township	6	0.82%
Hallam Borough	5	0.68%
Conoy Township	3	0.41%
Rapho Township	3	0.41%
West Donegal Township	2	0.27%
Conewago Township	1	0.13%
Millersville Borough	1	0.13%
Mount Joy Borough	1	0.13%
Mount Joy Township	1	0.13%
Windsor Township	1	0.13%
Yorkana Borough	1	0.13%

# Incident Type

The incident type summary report is an overview of the National Fire Incident Reporting System (NFIRS) used by United States fire departments. Fire departments report fires and other incidents to which we respond to and maintain records of these incidents in a uniform manner. The break down and explanation of the categories is shown below in the graphs. 2019 has shown a decrease of emergency incidents by 4.76% or 36 less calls than 2018.



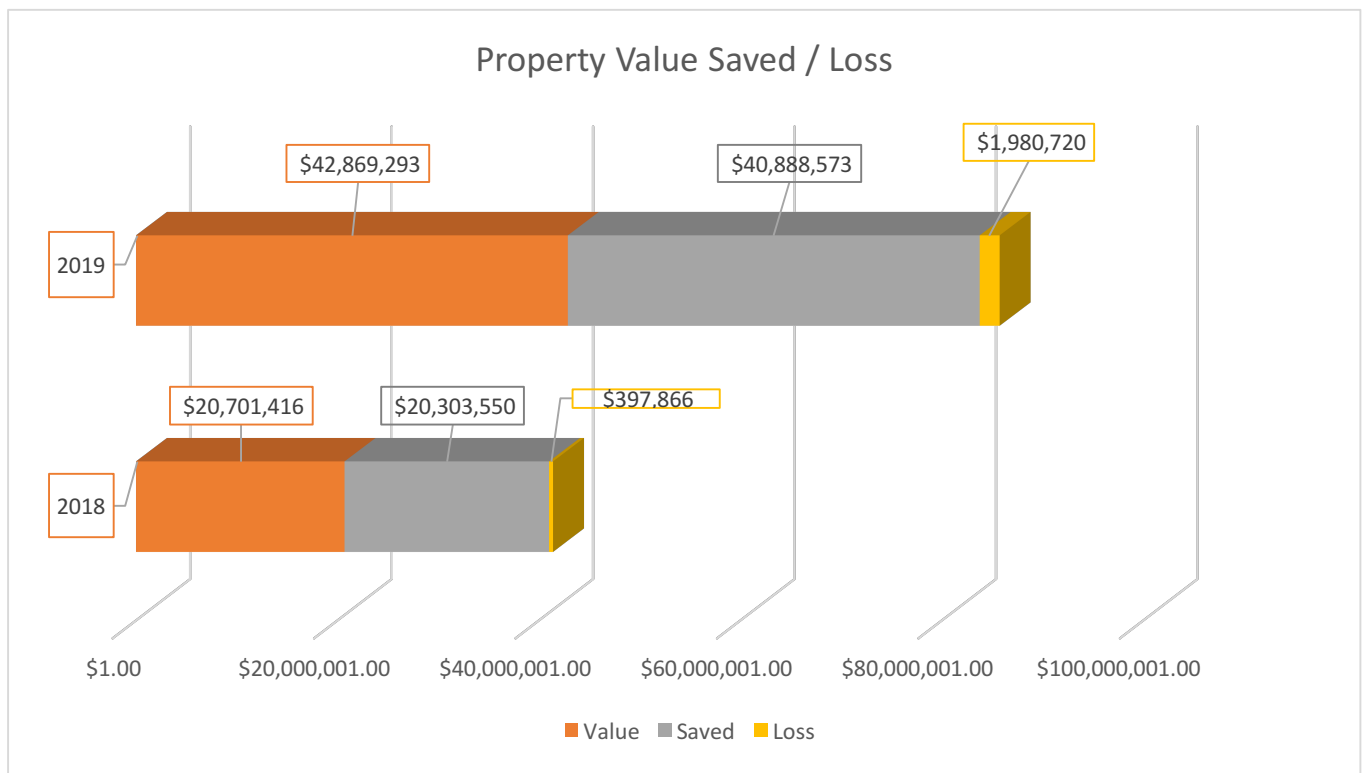
## KEY - Incident Type

- 100 Fire Incidents including structures, mobile properties, vegetation and rubbish.
- 200 Over pressurized Incidents (No Fire) including boiler, pipelines, and process vessels.
- 300 Rescue/EMS Incidents including vehicle accidents, water rescue, searches, and industrial rescues.
- 400 Hazardous Materials Incidents including combustible spills, radioactive, biological, and electrical issues.
- 500 Service Incidents including water removal, smoke/odor issue, animal issue, and public service.
- 600 Good Intent Incidents including unknown type of alarms, controlled burns, and steam mistaken for smoke.
- 700 False Alarm Incidents including unintentional fire alarms.
- 800 False Alarm Incidents including malicious alarms, bomb scares.
- 900 Special Incidents including citizen complaints, special types and miscellaneous incidents.

## Property Value Saved / Loss

2019 had 46 fire incidents that had the potential to cause some type of property damage in Columbia Borough. Total property saved from the effects of fire was \$40,888,573.00 and the total property lost was \$1,980,720.00. Percentage of property saved in Columbia Borough in 2019 was 95.4%.

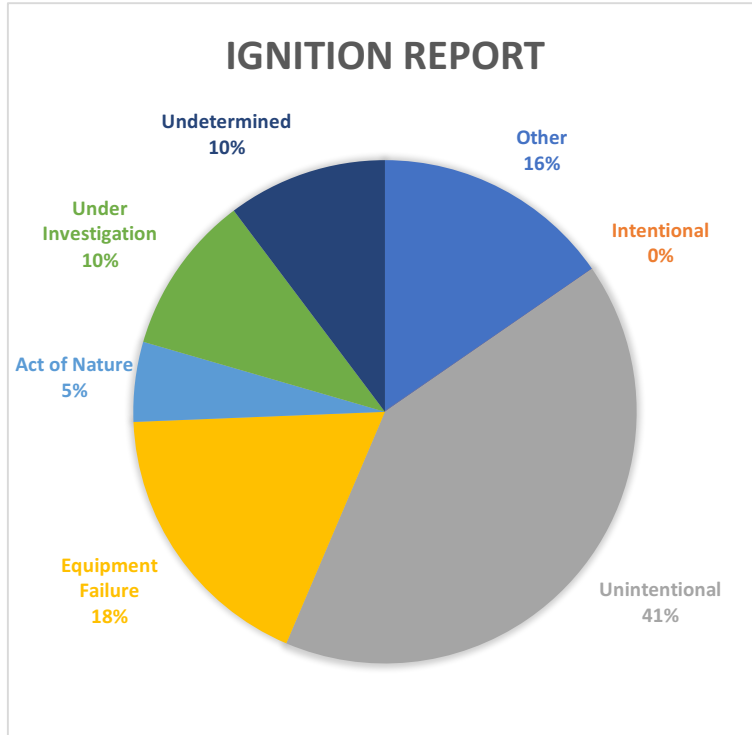
- Eighteen incidents are listed as residential structure fires with different causes with an accumulated loss of \$918,120.00.
- Nine incidents were caused by cooking fires in the home with losses of \$1,650.00.
- Five fires in motor vehicles had a total loss of \$20,500.00.
- Two Commercial/Industrial fires had a loss of \$1,035,000.00.
- Nine other incidents caused \$5,450.00



## 2019 Notable Fires

Date	Location	Loss	Cause
11/27/2019	1411 Lancaster Avenue	\$1,030,000.00	Equipment Failure
05/02/2019	521 Locust Street	\$303,000.00	Unattended Cooking
04/11/2019	645 Fairview Avenue	\$260,000.00	Electrical
12/09/2019	149 South 4 <sup>th</sup> Street	\$113,100.00	Undetermined

## Cause of Ignition and Fire Origin



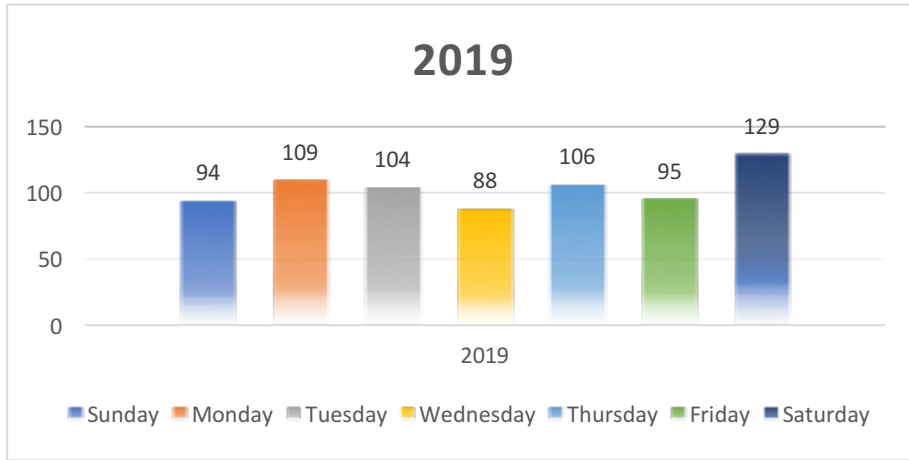
- 2019 showed an increase of potential incidents (46) to cause fire loss for a 62% increase from 2018.
- 2019 showed an increase on the potential loss to property. The cause for this is the increase of potential incidents in Columbia Borough.
- Unintentional was our largest category for fire loss. 39% of fire loss was ruled by unintentional.
- Zero Intentionally set fires were reported in 2019. This is a 100% decrease from 2018. 2018 we experienced 2 intentionally set fires.

### Area of Fire Origin Report (Summary)

Alarm Date Between {01/01/2019} And {12/31/2019}

Area of Fire Origin	Count	Pct of All Fires	Total Est Loss	Pct of All Fire Losses
00 Other	4	10.25%	\$30,500	1.54%
14 Common room, den, family room, living	3	7.69%	\$260,020	13.13%
21 Bedroom - < 5 persons; included are jail	3	7.69%	\$233,100	11.77%
24 Cooking area, kitchen	8	20.51%	\$322,200	16.27%
26 Laundry area, wash house (laundry)	1	2.56%	\$5,000	0.25%
38 Processing/manufacturing area, workroom	1	2.56%	\$1,030,000	52.02%
42 Closet	1	2.56%	\$200	0.01%
46 Chute/container - trash, rubbish, waste	1	2.56%	\$500	0.03%
47 Vehicle storage area; garage, carport	1	2.56%	\$31,000	1.57%
62 Heating room or area, water heater area	1	2.56%	\$2,000	0.10%
72 Exterior balcony, unenclosed porch	1	2.56%	\$5,500	0.28%
73 Ceiling & floor assembly, crawl space	1	2.56%	\$1,500	0.08%
74 Attic: vacant, crawl space above top	1	2.56%	\$1,000	0.05%
76 Wall surface: exterior	1	2.56%	\$15,000	0.76%
81 Operator/passenger area of	1	2.56%	\$3,500	0.18%
83 Engine area, running gear, wheel area	4	10.25%	\$17,000	0.86%
85 Separate operator/control area of	1	2.56%	\$0	0.00%
90 Outside area, Other	4	10.25%	\$22,000	1.11%
95 Wildland, woods	1	2.56%	\$0	0.00%
<b>Total Incident Count:</b>	<b>39</b>		<b>Total Est Loss: \$1,980,020</b>	

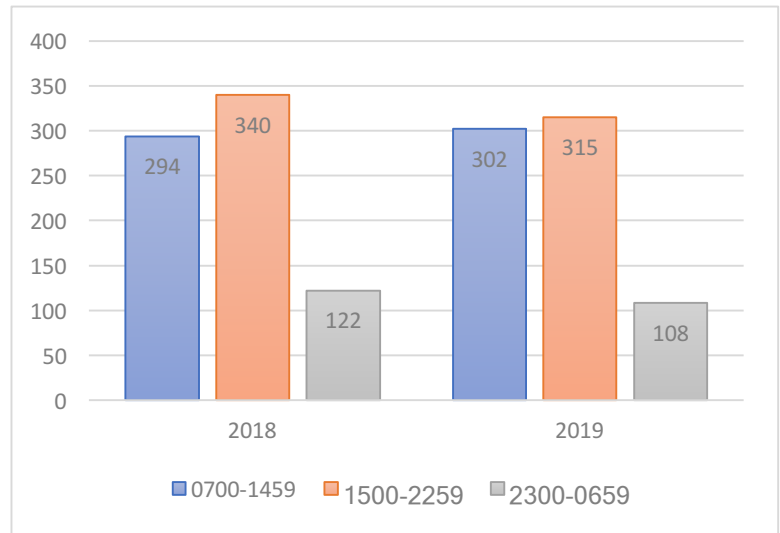
## Incident Statistics



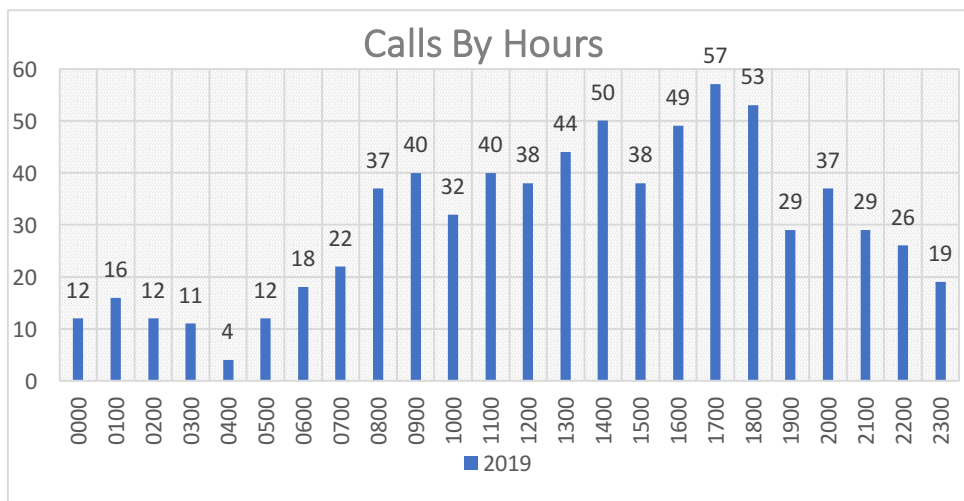
- Saturday was our busiest day for fire incidents with a total of 129.
- Wednesday was our slowest day for fire incidents with a total of 88.

Our volunteers responded to 725 incidents in 2019. The breakdown of incidents by shift with the percentage increase/decrease has been included.

Time	# of Incidents	Increase/Decrease over 2018
0700-1459	302	2.72% Increase
1500-2259	315	7.35% Decrease
2300-0659	108	11.47% Decrease



Over all shifts our call volume has decreased by 4.10% in 2019



- 5:00pm was our busiest time for emergency incidents with 57.
- 4:00am was our slowest time for emergency incidents with 4.

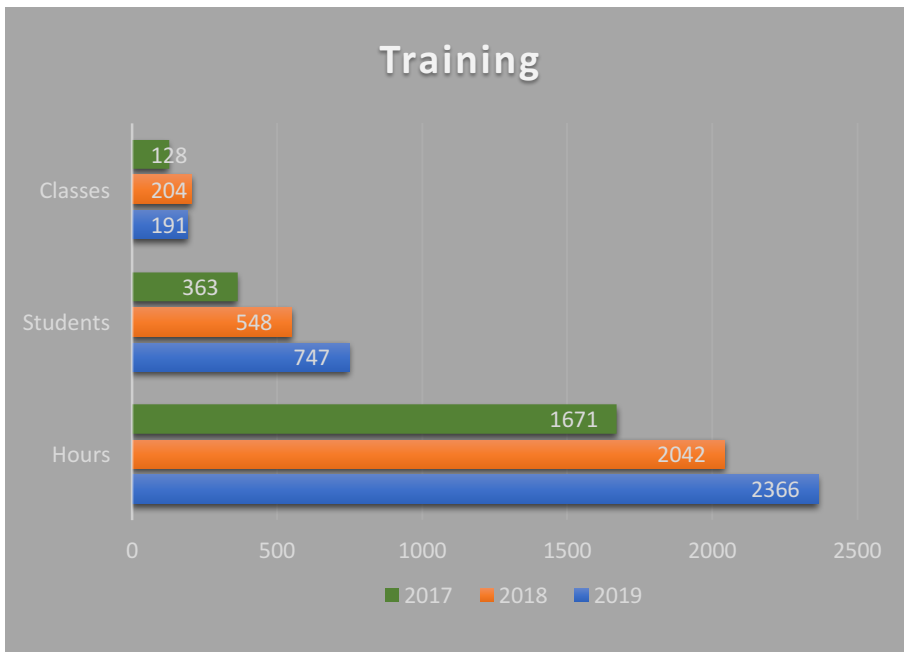
## Incident Comparison

Type of Alarm	2019	2018	2017	2016
Alarm Bells	19	27	11	16
Assist Police Department	3	3	10	8
Automatic Alarm - Commercial	31	28	31	47
Automatic Alarm - High Occupancy	44	37	34	35
Automatic Alarm - Industrial	10	3	2	5
Automatic Alarm - Non Occupied	0	1	0	0
Automatic Alarm - Nursing Home/Hospital	21	29	13	19
Automatic Alarm - On Trouble	1	1	0	0
Automatic Alarm - Reported False	2	1	1	1
Automatic Alarm - Residential	14	9	10	16
Brush	8	8	5	6
Building - Apartment	18	11	14	23
Building - Barn	7	4	8	5
Building - Chimney	8	3	4	9
Building - Church	3	0	0	0
Building - Commercial	16	17	13	8
Building - Dwelling	67	67	66	77
Building - Industrial	7	6	0	0
Building - Mobile Home	2	1	2	2
Building - Nursing Home	2	1	0	3
Building - Outbuilding	5	6	5	5
Building - School	3	1	1	1
Building - Silo	0	2	0	1
Cardiac Arrest	40	33	42	34
CO Alarm	10	15	5	4
CO Alarm - with BLS	1	1	0	0
CO Inhalation	0	0	0	1
Controlled Burn	0	1	1	1
Gas Grill	2	0	2	0
Gas Leak	18	39	25	28
Hazardous Material Incident	0	0	0	1
Investigation - Fire Chief	10	3	9	2
Investigation - Inside	44	40	37	41
Investigation - Outside	21	22	14	12
Investigation - Storm Damage	1	1	10	1
Investigation - with BLS	1	1	0	1



Type of Alarm	2019	2018	2017	2016
Landing Zone	0	0	0	1
Medical Assist	22	23	22	22
Person Struck	6	8	6	12
Public Service - Child Locked in Vehicle	2	2	4	6
Public Service - Fire	6	8	7	4
Public Service - Residential Flooding	6	16	5	9
Public Service - Stuck Elevator	2	2	2	2
Rescue - Building Collapse	1	0	0	0
Rescue - Environmental	2	6	4	4
Rescue - Industrial	2	0	1	1
Rescue - Residential	2	1	0	0
Rescue - Water	14	63	13	21
Rescue - Boat In Distress	6	3	5	6
Search Detail	3	4	1	0
Spill Control	18	12	10	11
Standby - In Station	3	5	1	1
Standby - Transfer	10	14	12	18
Trash	6	4	4	7
Unknown Type Fire	3	3	2	2
Utility/Wires	5	7	12	4
Vehicle Accident - Class 1	24	21	19	20
Vehicle Accident - Class 2	33	36	40	48
Vehicle Accident - Entrapment	11	10	15	13
Vehicle Accident - Fire	0	1	0	2
Vehicle Accident - Mass Transit	0	0	0	1
Vehicle Accident - Standby	4	8	4	1
Vehicle Accident - Tractor Trailer	1	0	2	1
Vehicle Accident - Train	1	0	0	0
Vehicle Accident - Unknown Injury	4	2	1	0
Vehicle Fire	16	11	8	19
Vehicle Fire - Tractor Trailer	2	0	1	1
Woods	0	1	0	0
Fire Police	71	63	75	71
Public Service - EMS	0	0	2	1
<b>Total Incident Count:</b>	<b>725</b>	<b>756</b>	<b>653</b>	<b>722</b>

## Training



- Members attended training at local colleges which include Harrisburg Area Community College and Bucks County Community College.
- Members also attended trainings at the State level including the Pennsylvania State Fire Academy.
- Members also attended trainings at the National level including the National Fire Academy.

Four members received eight certifications from the National Fire Service Professional Qualification System. These members are tested cognitively and kinesthetically to determine their knowledge to a particular National Fire Protection Association (NFPA) standard. Below are the members that completed a particular skill level.

Todd M. Lightcap, Jr.	NFPA 472 Haz-Mat PPE
Todd M. Lightcap, Jr.	NFPA 472 Haz-Mat Product Control
Todd A. Wagner	NFPA 472 Haz-Mat Technician
Todd M. Lightcap, Jr.	NFPA 1006 Confined Space Rescue
Brian K. Mentzer	NFPA 1021 Fire Officer 1
Brian K. Mentzer	NFPA 1031 Fire Inspector 1
Kevin A Keyser	NFPA 1031 Fire Inspector 2
Douglas J. Kemmerly	NFPA 1031 Fire Inspector 2

One member received certification from the National Registry for Emergency Medical Technician. The member had to pass examination on cognitive and psychomotor skills.

Todd M. Lightcap, Jr.	Emergency Medical Technician
-----------------------	------------------------------

## Training Hours by Members

Name	Hours
Acker, Maximilian M.	125
Anderson, Ricky W.	3
Arnold, Michael P.	127
Barninger, Jared R.	31
Boyles, Todd M.	14
Braungard, Emily M.	55
Chamberlain, Logan	12
Deets, Hunter T.	11
Fisher, Jason S.	48
Foehlinger, Mildred	4
Fritz, Keith A.	15
Fritz, Krystal A.	139
Fritz, Kyle N.	60
Fritz, Lauren A.	58
Fritz, Mark A.	22
Gomez, Lorenzo C.	15
Goodman, Jordan M.	108
Hershey, David P.	9
Hershey, Denny P.	21
Hetter, Adam M.	65
Hinkle, Ryan J.	62
Horn, Ed	4
Jarvis, Jordan T.	12
Kemmerly, Douglas J.	154
Keyser, Brent M.	24
Keyser, Bryan E.	31
Keyser, Kevin A.	125
Lightcap, John A.	4
Lightcap, Joshua S.	16
Lightcap, Sr., Todd M	19
Lightcap, Jr., Todd M.	42

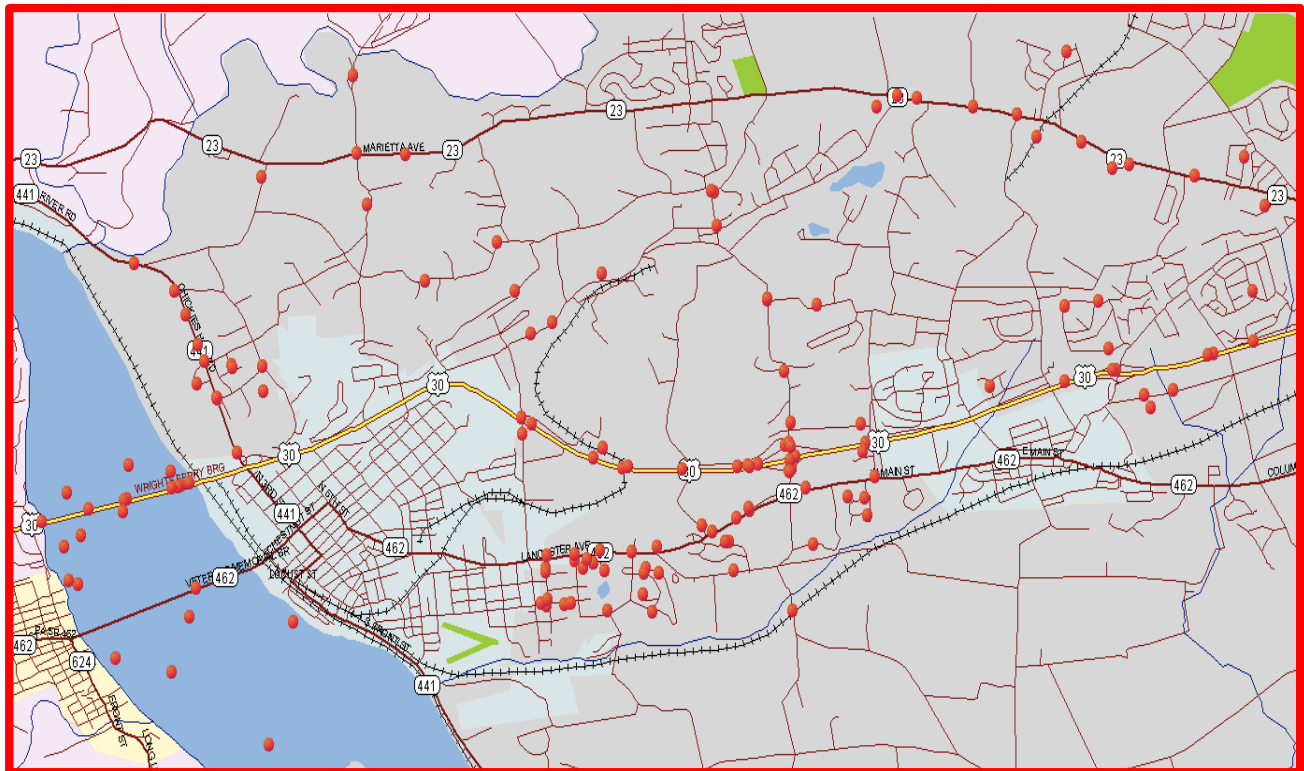
Name	Hours
Long, Jeffrey G.	42
Long, Michael A.	7
Manley, Ronald L.	13
Martin, Nick D.	92
McCord, Michael S.	5
Mentzer, Brian K.	14
Meyers, William L.	106
Misal, Justin S.	98
Montgomery, Sean M.	33
Morrison, Hunter L.	16
Mosteller, Jared D.	60
Paulsen, Paul R.	4
Peters, Austin E.	9
Reifsnyder, R. Matthew	27
Rhoads, Jordan M.	84
Rhodes, Michael E.	32
Riggs, Jonathan R.	123
Ryno, Scott K.	16
Schmitt, Eugene V.	10
Schoelkoph, Sr., Lester R.	4
Schoelkoph, Jr., Lester R.	9
Shaeffer, Crystal A.	10
Shaeffer, John M.	10
Splain, Michael A.	62
Stock, Michael D.	58
Torbert, Deborah L.	7
Torbert, John E.	4
Warner, Justin M.	61
Wine, Adrian G.	14
Zercher, J. Michael	61

## Fire Prevention



Columbia Borough Fire Department's Fire Safety Specialists were kept busy in 2019 installing smoke detectors in owner occupied homes. The Specialists visited schools and day cares all throughout 2019 spreading fire safety messages. CBF D member, Deb Torbert, was kept busy installing and checking child safety seats for citizens of Columbia Borough and surrounding community members. Another great turn out for our annual open house which was held on Wednesday, October 9, 2019. The open house included a smoke trailer, fire truck rides, and demonstrations all throughout the night. Members also attended Columbia Borough National Night Out, summer reading program at the Columbia Library, and National trail day. Members also shared a water safety message to WPMT Fox 43 news for all visitors coming to enjoy the beauty of the Susquehanna River in and around Columbia Borough.

## West Hempfield Township Statistics and GPS Incident Plots



<p><b>196 incidents where Columbia Borough Fire Department responded into West Hempfield Township</b>  <b>18% increase of responses into West Hempfield Township in 2019</b></p>
<p>➤ 102 incidents in West Hempfield Township Fire Department's first due. (10.3% increase over 2018)</p>
<p>➤ 71 incidents in Mountville Fire Department's first due. (30.9% increase over 2018)</p>
<p>➤ 22 incidents in Columbia Borough Fire Department's first due. (20% increase over 2018)</p>
<p>➤ 1 Incident in Hempfield Fire Department's first due. (Same as 2018)</p>

- 2351 volunteers responded to provide service to West Hempfield Township from Cbfd.
- Averaged 11.9 volunteers per call into West Hempfield Township from Cbfd.
- 1,459 total man-hours spent on incidents by Cbfd volunteers in West Hempfield Township.
- One firefighter injury reported by Cbfd volunteers while operating in West Hempfield Township.
- No property damage reported in our first due in West Hempfield Township.
- Automatic Fire Alarms were our most dispatched incident (56) in West Hempfield Township.
- Saturday was the busiest day in West Hempfield Township with 36 incidents.
- Average response time (dispatch to arrival) to all emergency incidents was 8 minutes 15 seconds.

## West Hempfield Township Fire Report - Comparison

Type of Alarm	2019	2018	2017	2016
Alarm Bells	2	1	0	0
Assist Police Department	0	0	2	1
Automatic Alarm - Commercial	7	10	4	5
Automatic Alarm - High Occupancy	26	17	9	7
Automatic Alarm - Industrial	1	1	0	0
Automatic Alarm - Nursing Home/Hospital	16	7	7	12
Automatic Alarm - Residential	6	5	4	5
Brush	5	3	2	4
Building - Apartment	4	1	0	2
Building - Commercial	5	2	0	3
Building - Dwelling	8	9	7	16
Building - Industrial	1	1	0	0
Building - Mobile Home	0	0	1	0
Building - Nursing Home	0	1	0	1
Building - Outbuilding	2	2	0	0
Cardiac Arrest	1	0	0	0
CO Alarm	2	2	1	0
Gas Grill	0	0	1	0
Gas Leak	1	5	8	2
Hazardous Material Incident	0	0	0	1
Investigation - Inside	9	5	3	2
Investigation - Outside	7	2	1	0
Investigation - with BLS	1	0	0	0
Medical Assist	0	1	0	0
Public Service - Child Locked in Vehicle	0	0	1	0
Public Service - Fire	1	2	1	0
Public Service - Residential Flooding	0	1	0	0
Rescue - Environmental	0	2	3	2
Rescue - Industrial	1	0	0	1
Rescue - Residential	1	0	0	0
Rescue - Water	9	18	5	8
Rescue - Boat In Distress	4	3	1	1
Search Detail	0	0	1	0
Spill Control	1	1	0	1
Standby - In Station	3	2	0	0

## West Hempfield Township Fire Report - Comparison

Type of Alarm	2019	2018	2017	2016
Standby - Transfer	1	2	0	1
Trash	1	1	1	0
Unknown Type Fire	1	0	0	0
Utility/Wires	0	1	0	0
Vehicle Accident - Class 1	11	8	10	5
Vehicle Accident - Class 2	16	11	18	15
Vehicle Accident - Entrapment	8	3	11	8
Vehicle Accident - Fire	0	0	0	1
Vehicle Accident - Mass Transit	0	0	0	1
Vehicle Accident - Standby	0	0	0	1
Vehicle Accident - Tractor Trailer	0	0	2	0
Vehicle Accident - Unknown Injury	3	2	1	0
Vehicle Fire	11	3	2	9
Vehicle Fire - Tractor Trailer	0	0	1	0
Woods	0	1	0	0
Fire Police	20	27	28	17
<b>Total Incident Count:</b>	<b>196</b>	<b>163</b>	<b>136</b>	<b>132</b>

### CBFD unit response into West Hempfield Township

Unit	Total Responses:	Average Enroute Time:
Boat 801	11	00:06:58
Boat 802	8	00:04:55
Engine 80	21	00:03:32
Engine 801	15	00:02:32
Engine 802	72	00:05:15
Fire Police 80	105	00:05:26
Rescue 80	56	00:05:23
Squad 801	10	00:04:32
Squad 802	5	00:03:58
Truck 80	81	00:04:28
	<b>384</b>	