



Columbia Borough Fire Department

726 Manor Street

P O Box 426

Columbia, PA 17512-0426

MONTHLY FIRE CHIEF'S REPORT

April 2017

Incident response statistics and additional Fire Department Activities for the month of April 2017 along with Year-to-Date information.

Douglas J. Kemmerly, Fire Chief

Information released by the CBFD for informational purposes to the Columbia Borough Manager and Columbia Council members on May 3, 2017

INCIDENT RESPONSE STATISTICS (TOTALS) :

Incident Type *	January	February	March	April	May	June	July	August	September	October	November	December	2017 Year To Date Totals	2016 Totals
100	15	7	17	11									50	147
200	0	0	0	0									0	6
300	10	15	12	16									53	183
400	3	6	9	4									22	69
500	10	12	5	9									36	131
600	6	4	4	3									17	47
700	7	8	8	9									32	134
800	0	6	0	0									6	3
900	1	0	0	0									1	2
Totals:	52	58	55	52	0	0	0	0	0	0	0	0	217	722

KEY - Incident Type *

100	Fire Incidents including structures, mobile properties, vegetation and rubbish.
200	Over pressurized Incidents (No Fire) including boiler, pipelines, and process vessels.
300	Rescue/EMS Incidents including vehicle accidents, water rescue, searches, and industrial rescues.
400	Hazardous Materials Incidents including combustible spills, radioactive & biological, and electrical issues.
500	Service Incidents including water removal, smoke/odor issue, animal issue, and public service.
600	Good Intent Incidents including unknown type of alarms, controlled burns, steam mistaken for smoke.
700	False Alarm Incidents including unintentional fire alarms.
800	False Alarm Incidents including malicious alarms, bomb scares.
900	Special Incidents including citizen complaints, special types and miscellaneous incidents.

APRIL INCIDENTS:

- 52 dispatched fire incidents with 459 volunteer man-hours.
- \$665,000.00 of property was in danger of fire loss in Columbia Borough.
- \$77,530.00 of property was destroyed from fire in Columbia Borough.
 - Porch Fire 1140 Manor Street Careless Smoking
 - Structure Fire 200-204 Walnut Street Undetermined
- 0 firefighter injuries reported.
- 0 firefighter exposures reported.
- Response time for first arriving fire truck in Columbia Borough (from dispatch to arrival) for the month of April was 5:06.
- Thursday were our busiest day with 12 incidents.
- Incidents by shifts and our average number of volunteers:
 - 07:00am - 02:59pm 16 incidents averaging 10.0 volunteers.
 - 03:00pm - 10:59pm 32 incidents averaging 14.1 volunteers.
 - 11:00pm - 06:59am 04 incidents averaging 06.2 volunteers.

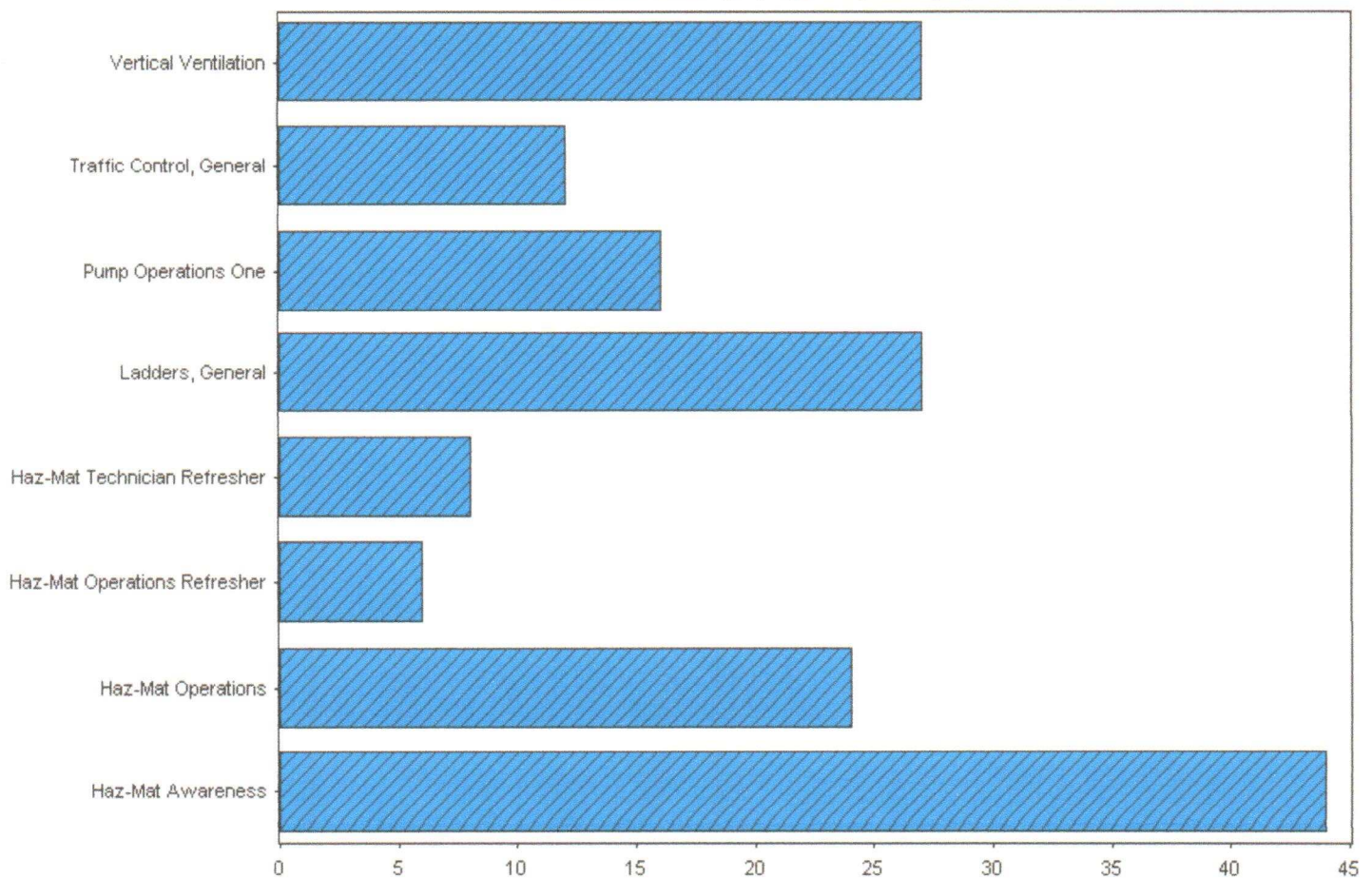
- All Shifts 52 incidents averaging 12.3 volunteers.
- **Structure Fires** were our most dispatched incident type with 11.
- Incidents location by Municipality:
 - Columbia Borough 23
 - West Hempfield Township 12
 - All others 17

TRAINING STATISTICS (TOTALS):

	January	February	March	April	May	June	July	August	September	October	November	December	2017 Year To Date Totals	2016 Totals
Training Classes:	8	17	9	15									49	164
Volunteers Attending:	27	161	34	44									266	509
Training Hours:	151	247	112	164									674	1997

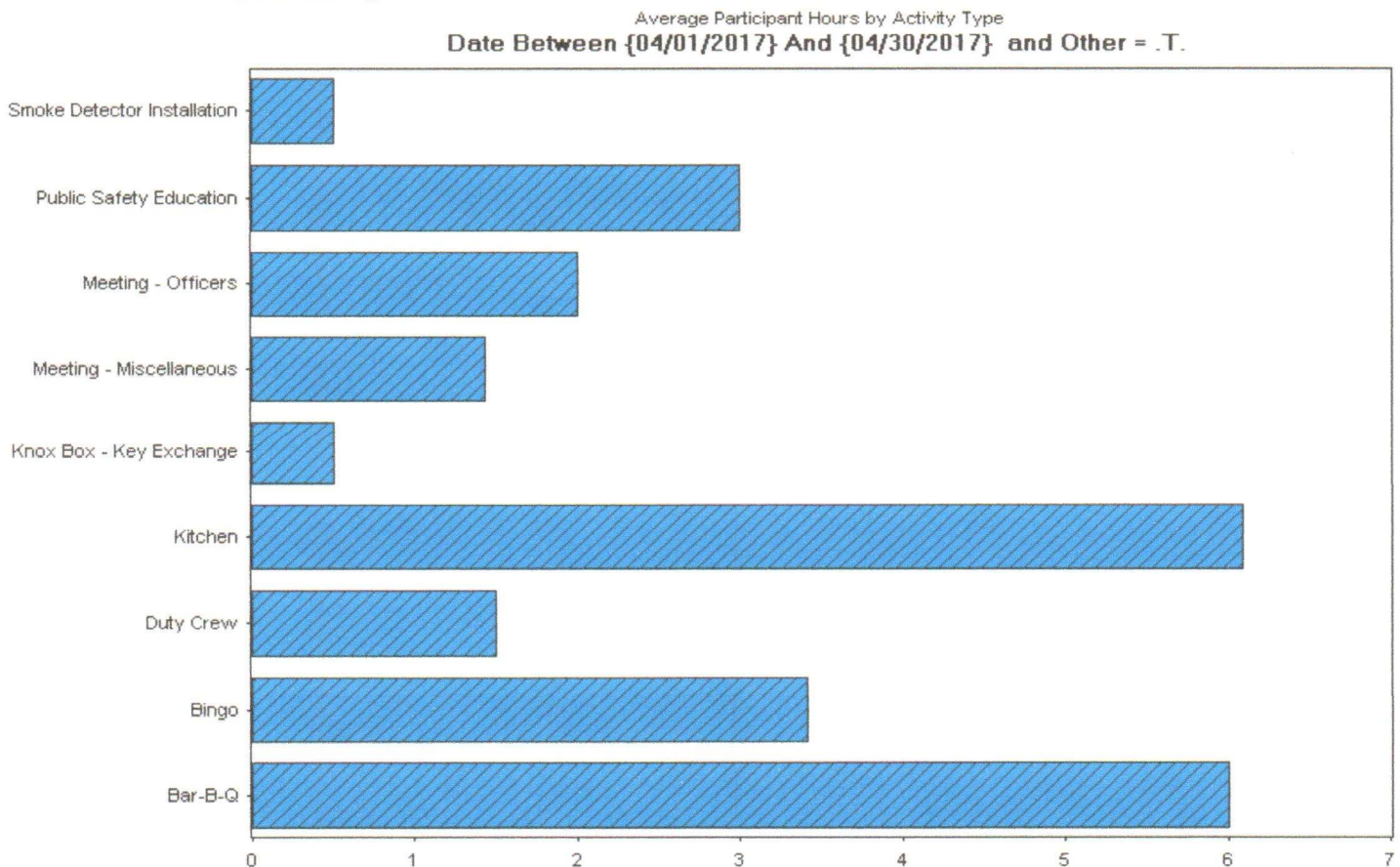
- Additional break down of training please see the attached report.

Total Staff Hours by Training Category
Date Between {04/01/2017} And {04/30/2017}



FIRE DEPARTMENT ACTIVITIES (MAN HOURS) :

- Fundraising totaled **84%** of our **April** Activities events with **351** man-hours with a total of **70** volunteers helping.
- Public Education Specialists had **2** events with **13** man-hours:
 - 4/25 Smoke Detector install, 100 Block North 7th Street.
 - 4/27 Texting & Driving awareness event.
- Other activities for **April** with **38** man-hours:
 - 4/02 Flag replacement details at Glatfelters memorial field.
 - 4/07 Meeting with Chief Brommer on Knox Box program.
 - 4/09 Meeting at new Propane facility, 4th and Manor Streets.
 - 4/14 Meeting for texting & driving awareness event.
 - 4/17 Meeting with St. Peters facility on fire hoses located in their facility.
 - 4/17 Board of Directors meeting held at the Fire Department.
 - 4/18 Knox Box paperwork delivered to a Borough business.
 - 4/21 Two Knox Boxes were secured for local businesses.
 - 4/25 Meeting with Borough Emergency Management Agencies.
 - 4/29 Flag replacement detail at Susquehanna Valley Nursing facility.



**1025 VOLUNTEER HOURS WERE SPENT IN THE MONTH OF
APRIL FOR OUR COMMUNITY!
34.1 VOLUNTEER MAN HOURS PER DAY!**



Columbia Borough Fire Department

Monthly Fire Report - Summarized

Alarm Date Between {04/01/2017} And {04/30/2017}

Count	Incident Type
1	Automatic Alarm - Commercial
3	Automatic Alarm - High Occupancy
3	Automatic Alarm - Residential
1	Brush
3	Building - Commercial
8	Building - Dwelling
3	Cardiac Arrest
1	Gas Grill
1	Gas Leak
3	Investigation - Inside
3	Medical Assist
4	Rescue - Water
1	Standby - In Station
2	Standby - Transfer
1	Utility/Wires
3	Vehicle Accident - Class 1
4	Vehicle Accident - Class 2
1	Vehicle Fire - Tractor Trailer
6	Fire Police
52	Total Incident Count:
640	Total Responding Personnel:
12.3	Average Staff Per Incident:
29.85	Company Time In Service:
459.40	Total Staff Hours:
2 / 1	Civilian Injuries / Deaths:
0 / 0	Firefighter Injuries / Deaths:
\$665,000.00	Estimated Property Value:
\$77,530.00	Estimated Property Loss:



Columbia Borough Fire Department

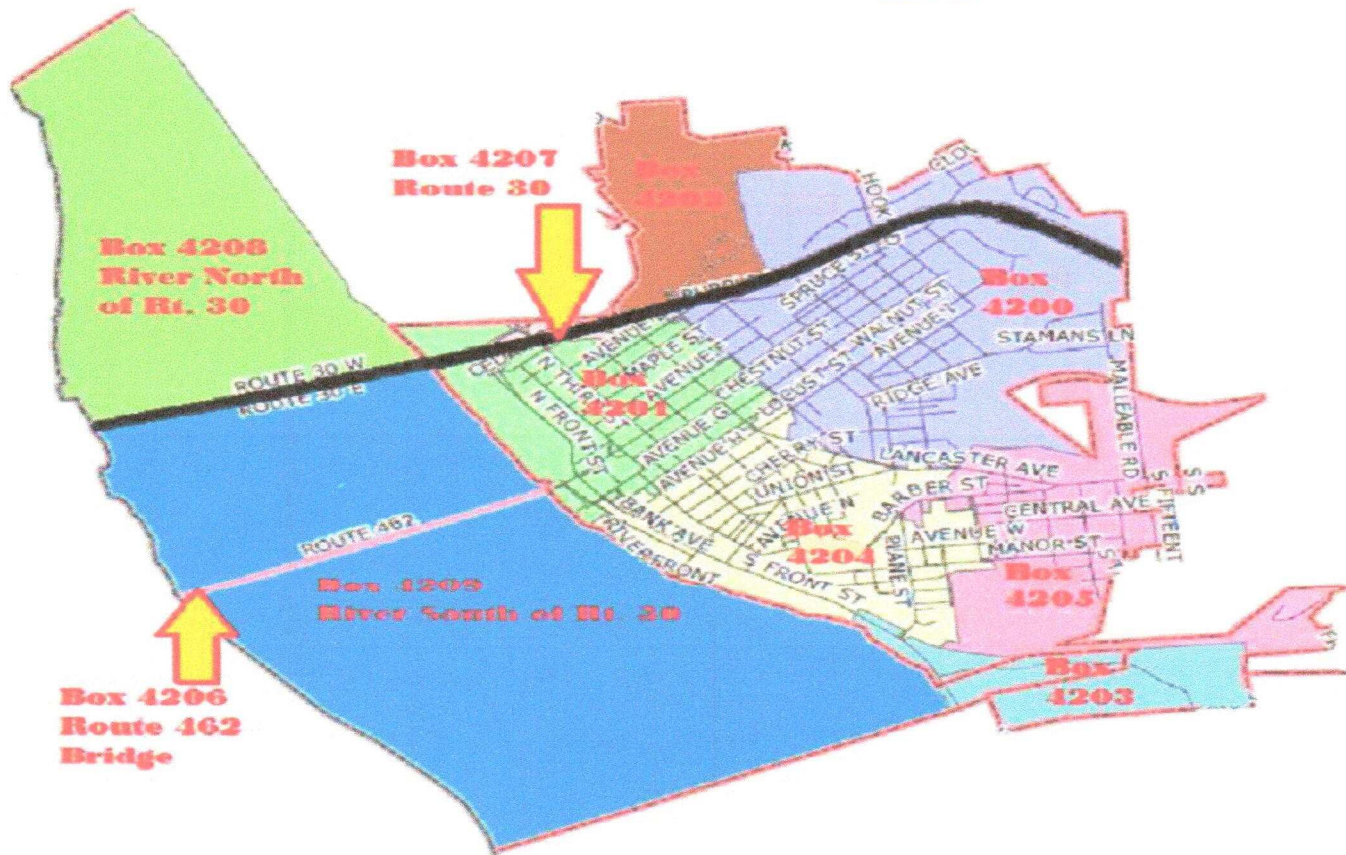
District and Zones Station 80

Alarm Date Between {01/01/2017} And {04/30/2017}

Zone	Zone Description	Count	Percent of Incidents	Estimated Losses	Percent of Losses
4204	Southwest Columbia Borough	43	36.44 %	\$336,600.00	69.34 %
4201	Northwest Columbia Borough	31	26.27 %	\$98,500.00	20.29 %
4200	Northeast Columbia Borough	28	23.72 %	\$50,300.00	10.36 %
4205	Southeast Columbia Borough	9	7.62 %	\$30.00	0.01 %
4206	Route 30	6	5.08 %	\$0.00	0.00 %
4208	Susquehanna River North of 30	1	0.84 %	\$0.00	0.00 %

Total Incident Count: 118

Estimated Losses: \$485,430.00





Columbia Borough Fire Department

Incidents by Township - Summary

Alarm Date Between {04/01/2017} And {04/30/2017}

Township	Count	Pct of Incidents	Est Losses	Pct of Losses	
Columbia Borough	23	44.23%	\$77,530	100.00	%
West Hempfield Township	12	23.07%	\$0	0.00	%
Manor Township	5	9.61%	\$0	0.00	%
Wrightsville Borough	3	5.76%	\$0	0.00	%
East Hempfield Township	2	3.84%	\$0	0.00	%
Conoy Township	1	1.92%	\$0	0.00	%
East Donegal Township	1	1.92%	\$0	0.00	%
Hellam Township	1	1.92%	\$0	0.00	%
Lower Windsor Township	1	1.92%	\$0	0.00	%
Marietta Borough	1	1.92%	\$0	0.00	%
Mountville Borough	1	1.92%	\$0	0.00	%
Rapho Township	1	1.92%	\$0	0.00	%
Total Incident Count:	52	Total Est Losses:	\$77,530		



Columbia Borough Fire Department

Monthly Activity Report

Date Between {04/01/2017} And {04/30/2017}

Activity Code	Staff Count	Total Hrs	Pct Hrs
Bar-B-Q	32	192:00	45.82 %
Bingo	27	92:00	21.95 %
Kitchen	11	67:00	15.99 %
Duty Crew	18	27:00	6.44 %
Meeting - Officers	9	18:00	4.29 %
Public Safety Education	4	12:00	2.86 %
Meeting - Miscellaneous	7	10:00	2.38 %
Knox Box - Key Exchange	1	00:30	0.11 %
Smoke Detector Installation	1	00:30	0.11 %
	110	419:00	



Columbia Borough Fire Department

Monthly Training Report

Class Date Between {04/01/2017} And {04/30/2017}

Classes Description	Classes	Attendees	Hours
Haz-Mat Awareness	1	11	44:00
Haz-Mat Operations	5	5	24:00
Haz-Mat Operations Refresher	1	1	06:00
Haz-Mat Technician Refresher	2	2	08:00
Ladders, General	1	9	27:00
Pump Operations One	3	3	16:00
Traffic Control, General	1	4	12:00
Vertical Ventilation	1	9	27:00
Totals	15	44	164:00



Columbia Borough Fire Department

Staff Incident Participation

Activity Date Between {01/01/2017} And {04/30/2017}

Staff Id/Name	Jan	Feb	Mar	Apr	May	Jun	Jul	Aug	Sep	Oct	Nov	Dec	Total	Percent
108 ANDERSON, MIKE S.	3	10	1	1	0	0	0	0	0	0	0	0	15	7.07
109 ANDERSON, NIKKI R.	2	1	0	0	0	0	0	0	0	0	0	0	3	1.41
107 ANDERSON, JR., RICKY W.	18	18	14	11	0	0	0	0	0	0	0	0	61	28.77
119 ARMOLD, MICHAEL P.	20	27	24	22	0	0	0	0	0	0	0	0	93	43.86
025 BARNINGER, JARED R.	10	7	6	5	0	0	0	0	0	0	0	0	28	13.20
055 BOYLES, TODD M.	20	21	23	11	0	0	0	0	0	0	0	0	75	35.37
129 BRAUNGARD, EMILY M.	2	15	6	5	0	0	0	0	0	0	0	0	28	13.20
80-90 EVANS, JACK W.	3	0	0	0	0	0	0	0	0	0	0	0	3	1.41
030 FISHER, JASON S.	9	21	17	19	0	0	0	0	0	0	0	0	66	31.13
126 FRICK, CARSON M.	6	9	6	0	0	0	0	0	0	0	0	0	21	9.90
017 FRITZ, KEITH A.	17	12	18	16	0	0	0	0	0	0	0	0	63	29.71
082 FRITZ, KYLE N.	25	22	26	34	0	0	0	0	0	0	0	0	107	50.47
008 FRITZ, LAUREN A.	18	0	7	1	0	0	0	0	0	0	0	0	26	12.26
006 FRITZ, MARK A.	38	35	32	26	0	0	0	0	0	0	0	0	131	61.79
125 GARDILL, RYAN J.	1	0	0	0	0	0	0	0	0	0	0	0	1	0.47
087 GOMEZ, LORENZO C.	9	6	14	13	0	0	0	0	0	0	0	0	42	19.81
130 GOODMAN, JORDAN M.	22	13	12	9	0	0	0	0	0	0	0	0	56	26.41
011 GRAHAM, BRETT A.	1	0	0	0	0	0	0	0	0	0	0	0	1	0.47
134 HERSHEY, DAVID P.	0	0	7	19	0	0	0	0	0	0	0	0	26	12.26
100 HERSHEY, DENNY P.	17	23	26	22	0	0	0	0	0	0	0	0	88	41.50
014 HETTER, ADAM M.	18	18	4	4	0	0	0	0	0	0	0	0	44	20.75
052 HETTER, ROBERT J.	9	13	4	1	0	0	0	0	0	0	0	0	27	12.73
105 HILGERT, PAT A.	11	6	17	18	0	0	0	0	0	0	0	0	52	24.52
135 HINKLE, RYAN J.	0	1	7	21	0	0	0	0	0	0	0	0	29	13.67
020 KEMMERLY, DOUGLAS J.	27	20	19	15	0	0	0	0	0	0	0	0	81	38.20
075 KEYSER, BRENT M.	1	4	2	0	0	0	0	0	0	0	0	0	7	3.30
040 KEYSER, BRYAN E.	5	11	10	19	0	0	0	0	0	0	0	0	45	21.22
074 KEYSER, KEVIN A.	30	42	35	32	0	0	0	0	0	0	0	0	139	65.56
097 KUHN, RYAN M.	21	11	4	1	0	0	0	0	0	0	0	0	37	17.45
80-94 LIGHTCAP, JOHN A.	5	10	0	5	0	0	0	0	0	0	0	0	20	9.43
110 LIGHTCAP, JR., TODD M.	5	8	3	0	0	0	0	0	0	0	0	0	16	7.54
111 LIGHTCAP, SR., TODD M.	13	8	8	3	0	0	0	0	0	0	0	0	32	15.09
80-82 MANLEY, RONALD L.	10	19	9	11	0	0	0	0	0	0	0	0	49	23.11
048 MARTIN, NICK D.	9	13	26	16	0	0	0	0	0	0	0	0	64	30.18
127 MCCLAIR, CHARLES M.	1	0	0	0	0	0	0	0	0	0	0	0	1	0.47
037 MCCORD, MICHAEL S.	1	0	0	0	0	0	0	0	0	0	0	0	1	0.47
091 MENTZER, JR., BRIAN K.	0	1	1	4	0	0	0	0	0	0	0	0	6	2.83
035 MEYERS, WILLIAM L.	22	21	24	19	0	0	0	0	0	0	0	0	86	40.56
044 MISAL, JUSTIN S.	7	11	11	13	0	0	0	0	0	0	0	0	42	19.81
077 MONTGOMERY, SEAN M.	24	19	22	22	0	0	0	0	0	0	0	0	87	41.03



Columbia Borough Fire Department

Staff Incident Participation

Activity Date Between {01/01/2017} And {04/30/2017}

Staff Id/Name	Jan	Feb	Mar	Apr	May	Jun	Jul	Aug	Sep	Oct	Nov	Dec	Total	Percent
038 MOSTELLER, JARED D.	13	34	25	30	0	0	0	0	0	0	0	0	102	48.11
80-93 MUSSER, MISTY R.	3	0	0	1	0	0	0	0	0	0	0	0	4	1.88
131 PETERS, JAMES A.	11	3	1	5	0	0	0	0	0	0	0	0	20	9.43
080 REESE, HANNAH J.	0	13	2	1	0	0	0	0	0	0	0	0	16	7.54
120 REIFSNYDER, ROBERT M.	10	24	18	10	0	0	0	0	0	0	0	0	62	29.24
80-80 RHODES, MICHAEL E.	19	29	12	18	0	0	0	0	0	0	0	0	78	36.79
101 RYNO, SCOTT K.	10	0	0	0	0	0	0	0	0	0	0	0	10	4.71
005 SCHMITT, EUGENE V.	3	1	1	0	0	0	0	0	0	0	0	0	5	2.35
80-88 SCHOELKOPF, SR., LESTER	9	0	1	7	0	0	0	0	0	0	0	0	17	8.01
029 SCHOELKOPF, JR., LESTER	0	0	1	0	0	0	0	0	0	0	0	0	1	0.47
80-87 SHAEFFER, CRYSTAL A.	0	8	1	1	0	0	0	0	0	0	0	0	10	4.71
80-85 SHAEFFER, JOHN M.	0	9	1	2	0	0	0	0	0	0	0	0	12	5.66
079 SHOEMAKER, FRED A. L.	0	1	8	2	0	0	0	0	0	0	0	0	11	5.18
090 SPLAIN, MICHAEL A.	18	38	23	15	0	0	0	0	0	0	0	0	94	44.33
80-83 STARK, JERRY F.	3	0	0	0	0	0	0	0	0	0	0	0	3	1.41
081 STOCK, MICHAEL D.	18	11	9	11	0	0	0	0	0	0	0	0	49	23.11
80-99 TORBERT, DEBORAH L.	7	15	13	14	0	0	0	0	0	0	0	0	49	23.11
80-98 TORBERT, PAULINE M.	1	0	0	0	0	0	0	0	0	0	0	0	1	0.47
80-86 TORBERT, JR., JOHN E.	0	15	13	8	0	0	0	0	0	0	0	0	36	16.98
103 VEACH, SIMON L.	35	44	30	16	0	0	0	0	0	0	0	0	125	58.96
114 WARNER, JUSTIN M.	4	17	5	4	0	0	0	0	0	0	0	0	30	14.15
133 WISE, PERCY N.	8	0	2	0	0	0	0	0	0	0	0	0	10	4.71
018 ZERCHER, JOHN M.	23	30	36	27	0	0	0	0	0	0	0	0	116	54.71

Total Runs by Month											
Jan	52	Feb	58	Mar	52	Apr	50	May	0	Jun	0
Jul	0	Aug	0	Sep	0	Oct	0	Nov	0	Dec	0

Grand Total Runs: 212