



Columbia Borough Fire Department

726 Manor Street

P O Box 426

Columbia, PA 17512-0426

MONTHLY FIRE CHIEF'S REPORT

June 2017

Incident response statistics and additional Fire Department Activities for the month of June 2017 along with Year-to-Date information.

Douglas J. Kemmerly, Fire Chief

Information released by the CBFD for informational purposes to the Columbia Borough Manager and Columbia Council members on July 5, 2017

INCIDENT RESPONSE STATISTICS (TOTALS) :

Incident Type *	January	February	March	April	May	June	July	August	September	October	November	December	2017 Year To Date Totals	2016 Totals
100	15	7	17	11	11	7							68	147
200	0	0	0	0	0	0							0	6
300	10	15	12	16	12	10							75	183
400	3	6	9	4	4	5							31	69
500	10	12	5	9	10	9							55	131
600	6	4	4	3	0	1							18	47
700	7	8	8	9	8	6							46	134
800	0	6	0	0	0	0							6	3
900	1	0	0	0	3	0							4	2
Totals:	52	58	55	52	48	38	0	0	0	0	0	0	303	722

KEY - Incident Type *

100	Fire Incidents including structures, mobile properties, vegetation and rubbish.
200	Over pressurized Incidents (No Fire) including boiler, pipelines, and process vessels.
300	Rescue/EMS Incidents including vehicle accidents, water rescue, searches, and industrial rescues.
400	Hazardous Materials Incidents including combustible spills, radioactive & biological, and electrical issues.
500	Service Incidents including water removal, smoke/odor issue, animal issue, and public service.
600	Good Intent Incidents including unknown type of alarms, controlled burns, steam mistaken for smoke.
700	False Alarm Incidents including unintentional fire alarms.
800	False Alarm Incidents including malicious alarms, bomb scares.
900	Special Incidents including citizen complaints, special types and miscellaneous incidents.

JUNE INCIDENTS:

- 38 dispatched fire incidents with 212 volunteer man-hours.
- \$130,000.00 of property was in danger of fire loss in Columbia Borough.
- \$0.00 of property was destroyed from fire in Columbia Borough.
- 0 firefighter injuries reported.
- 0 firefighter exposures reported.
- Response time for first arriving fire truck in Columbia Borough (from dispatch to arrival) for the month of **June** was **7:55**.
- **Sunday** was our busiest day with **8** incidents.
- Incidents by shifts and our average number of volunteers:
 - 07:00am - 02:59pm **20** incidents averaging **09.5** volunteers.
 - 03:00pm - 10:59pm **12** incidents averaging **11.9** volunteers.
 - 11:00pm - 06:59am **06** incidents averaging **06.8** volunteers.
 - All Shifts **38** incidents averaging **09.8** volunteers.

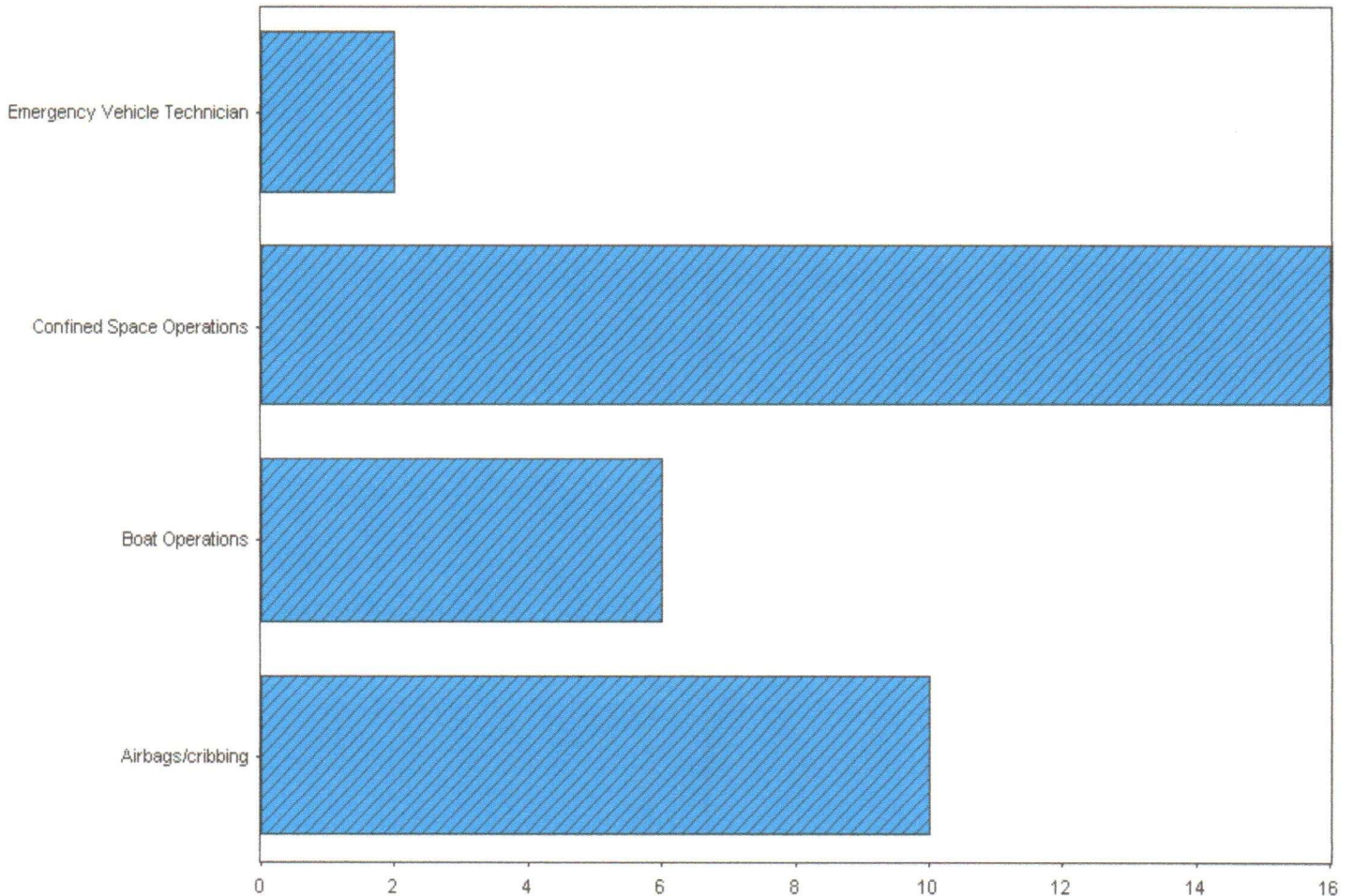
- **Investigations** were our most dispatched incident type with **7**.
- Incidents location by Municipality:
 - Columbia Borough 19
 - West Hempfield Township 12
 - All others 07

TRAINING STATISTICS (TOTALS) :

	January	February	March	April	May	June	July	August	September	October	November	December	2017 Year To Date Totals	2016 Totals
Training Classes:	8	17	9	15	4	5							58	164
Volunteers Attending:	27	161	34	44	24	11							301	509
Training Hours:	151	247	112	164	72	34							780	1997

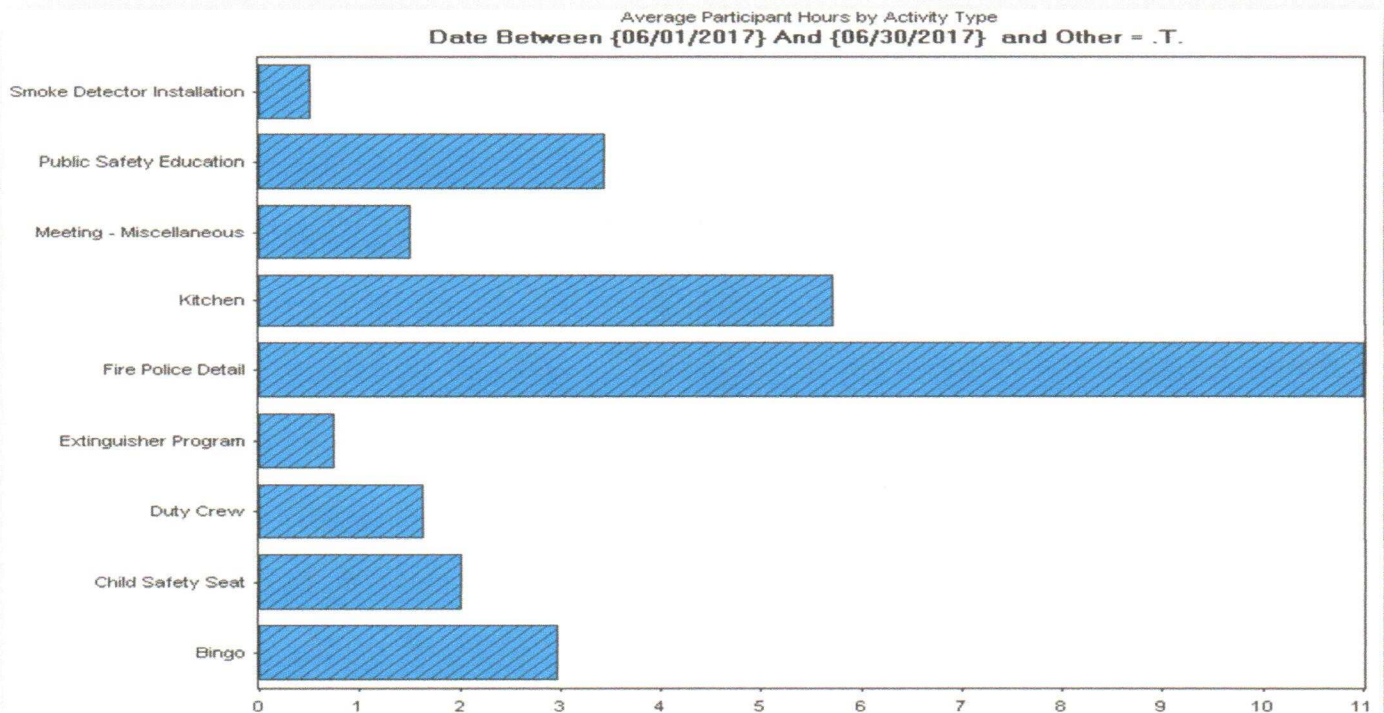
- Additional break down of training please see the attached report.

Total Staff Hours by Training Category
Date Between {06/01/2017} And {06/30/2017}



FIRE DEPARTMENT ACTIVITIES (MAN HOURS) :

- Fundraising totaled **55%** of our **June** Activities events with **172** man-hours with a total of **45** volunteers helping.
- Public Education Specialists had **7** events with **46** man-hours:
 - 6/03 National Trail day at the Columbia Crossing.
 - 6/07 Child safety seat installation.
 - 6/10 Bike rodeo and safety event held with Columbia Borough Police Department.
 - 6/16 Four smoke detectors installed in 900 block Spruce Street.
 - 6/17 Public safety event held at the American Legion.
 - 6/28 Extinguisher program held for 10 employees of Our Home of Hope.
 - 6/28 Fire inspections held for Our Home of Hope.
- Other activities for **June** had **4** events with **82** man-hours:
 - 6/05 Mutual aid meeting with West Hempfield Township Fire Company.
 - 6/10 Filled dunk tank for a local church.
 - 6/12 Firefighters had a dinner with Columbia's Boy Scout troop.
 - 6/24 Fire police assisted with traffic control at the Arts and Craft show on Locust Street.



**546 VOLUNTEER HOURS WERE SPENT IN THE MONTH OF
JUNE FOR OUR COMMUNITY!
18.2 VOLUNTEER MAN HOURS PER DAY!**



Columbia Borough Fire Department

Monthly Fire Report - Summarized

Alarm Date Between {06/01/2017} And {06/30/2017}

Count	Incident Type
2	Assist Police Department
2	Automatic Alarm - High Occupancy
2	Automatic Alarm - Nursing Home/Hospital
1	Automatic Alarm - Reported False
1	Automatic Alarm - Residential
1	Building - Apartment
3	Building - Dwelling
2	Cardiac Arrest
1	Gas Leak
5	Investigation - Inside
2	Investigation - Outside
2	Medical Assist
1	Public Service - Residential Flooding
1	Rescue - Environmental
1	Rescue - Water
1	Rescue - Boat In Distress
1	Trash
1	Utility/Wires
1	Vehicle Accident - Class 1
2	Vehicle Accident - Entrapment
1	Vehicle Fire
4	Fire Police
38	Total Incident Count:
375	Total Responding Personnel:
9.8	Average Staff Per Incident:
20.28	Company Time In Service:
211.95	Total Staff Hours:
4 / 1	Civilian Injuries / Deaths:
0 / 0	Firefighter Injuries / Deaths:
\$130,000.00	Estimated Property Value:
\$0.00	Estimated Property Loss:



Columbia Borough Fire Department

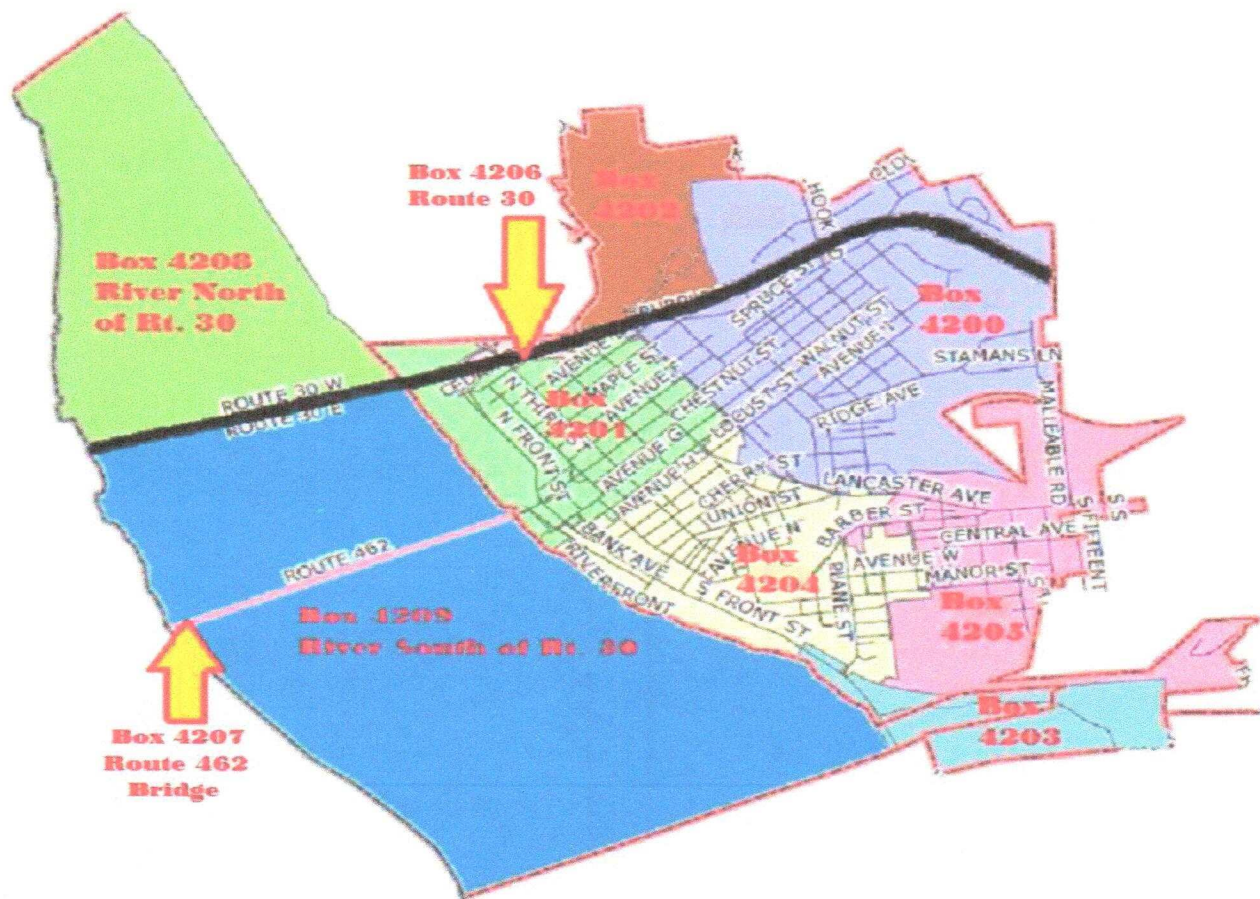
District and Zones Station 80

Alarm Date Between {01/01/2017} And {06/30/2017}

Zone	Zone Description	Count	Percent of Incidents	Estimated Losses	Percent of Losses
4204	Southwest Columbia Borough	58	36.02 %	\$336,700.00	69.35 %
4201	Northwest Columbia Borough	43	26.70 %	\$98,500.00	20.29 %
4200	Northeast Columbia Borough	37	22.98 %	\$50,300.00	10.36 %
4205	Southeast Columbia Borough	12	7.45 %	\$30.00	0.01 %
4206	Route 30	9	5.59 %	\$0.00	0.00 %
4202	Non-Hydrant North Columbia Borough	1	0.62 %	\$0.00	0.00 %
4209	Susquehanna River South of 30	1	0.62 %	\$0.00	0.00 %

Total Incident Count: 161

Estimated Losses: \$485,530.00





Columbia Borough Fire Department

Incidents by Township - Summary

Alarm Date Between {06/01/2017} And {06/30/2017}

Township	Count	Pct of Incidents	Est Losses	Pct of Losses
Columbia Borough	19	50.00%	\$0	0.00 %
West Hempfield Township	12	31.57%	\$0	0.00 %
East Donegal Township	4	10.52%	\$0	0.00 %
Martic Township	1	2.63%	\$0	0.00 %
Mountville Borough	1	2.63%	\$0	0.00 %
West Donegal Township	1	2.63%	\$0	0.00 %
Total Incident Count:	38	Total Est Losses:	\$0	



Columbia Borough Fire Department

Monthly Activity Report

Date Between {06/01/2017} And {06/30/2017}

Activity Code	Staff Count	Total Hrs	Pct Hrs
Bingo	31	92:00	29.77 %
Kitchen	14	80:00	25.89 %
Fire Police Detail	6	66:00	21.35 %
Public Safety Education	7	21:00	6.79 %
Public Safety Education	5	15:00	4.85 %
Duty Crew	8	13:00	4.20 %
Public Safety Education	2	12:00	3.88 %
Extinguisher Program	6	04:30	1.45 %
Meeting - Miscellaneous	2	03:00	0.97 %
Child Safety Seat	1	02:00	0.64 %
Smoke Detector Installation	1	00:30	0.16 %
	83	309:00	



Columbia Borough Fire Department

Monthly Training Report

Class Date Between {06/01/2017} And {06/30/2017}

Classes Description	Classes	Attendees	Hours
Airbags/cribbing	1	5	10:00
Boat Operations	1	3	06:00
Confined Space Operations	2	2	16:00
Emergency Vehicle Technician	1	1	02:00
Totals	5	11	34:00



Columbia Borough Fire Department

Staff Incident Participation

Activity Date Between {01/01/2017} And {06/30/2017}

Staff Id/Name	Jan	Feb	Mar	Apr	May	Jun	Jul	Aug	Sep	Oct	Nov	Dec	Total	Percent
108 ANDERSON, MIKE S.	3	10	1	1	0	0	0	0	0	0	0	0	15	5.03
109 ANDERSON, NIKKI R.	2	1	0	0	0	0	0	0	0	0	0	0	3	1.00
107 ANDERSON, JR., RICKY W.	18	18	14	11	12	12	0	0	0	0	0	0	85	28.52
119 ARMOLD, MICHAEL P.	20	27	24	22	20	15	0	0	0	0	0	0	128	42.95
025 BARNINGER, JARED R.	10	7	6	5	4	5	0	0	0	0	0	0	37	12.41
055 BOYLES, TODD M.	20	21	23	11	19	6	0	0	0	0	0	0	100	33.55
129 BRAUNGARD, EMILY M.	2	15	6	5	6	2	0	0	0	0	0	0	36	12.08
80-90 EVANS, JACK W.	3	0	0	0	0	0	0	0	0	0	0	0	3	1.00
030 FISHER, JASON S.	9	21	17	19	17	4	0	0	0	0	0	0	87	29.19
126 FRICK, CARSON M.	6	9	6	0	5	1	0	0	0	0	0	0	27	9.06
017 FRITZ, KEITH A.	17	12	18	16	8	11	0	0	0	0	0	0	82	27.51
082 FRITZ, KYLE N.	25	22	26	34	22	21	0	0	0	0	0	0	150	50.33
008 FRITZ, LAUREN A.	18	0	7	1	6	6	0	0	0	0	0	0	38	12.75
006 FRITZ, MARK A.	38	35	32	26	21	18	0	0	0	0	0	0	170	57.04
125 GARDILL, RYAN J.	1	0	0	0	0	0	0	0	0	0	0	0	1	0.33
087 GOMEZ, LORENZO C.	9	6	14	13	10	5	0	0	0	0	0	0	57	19.12
130 GOODMAN, JORDAN M.	22	13	12	9	7	9	0	0	0	0	0	0	72	24.16
011 GRAHAM, BRETT A.	1	0	0	0	1	0	0	0	0	0	0	0	2	0.67
134 HERSHEY, DAVID P.	0	0	7	19	20	24	0	0	0	0	0	0	70	23.48
100 HERSHEY, DENNY P.	17	23	26	22	19	13	0	0	0	0	0	0	120	40.26
014 HETTER, ADAM M.	18	18	4	4	10	5	0	0	0	0	0	0	59	19.79
052 HETTER, ROBERT J.	9	13	4	1	3	3	0	0	0	0	0	0	33	11.07
105 HILGERT, PAT A.	11	6	17	18	1	0	0	0	0	0	0	0	53	17.78
135 HINKLE, RYAN J.	0	1	7	21	19	19	0	0	0	0	0	0	67	22.48
020 KEMMERLY, DOUGLAS J.	27	20	19	15	6	7	0	0	0	0	0	0	94	31.54
075 KEYSER, BRENT M.	1	4	2	0	0	0	0	0	0	0	0	0	7	2.34
040 KEYSER, BRYAN E.	5	11	10	19	10	7	0	0	0	0	0	0	62	20.80
074 KEYSER, KEVIN A.	30	42	35	32	27	27	0	0	0	0	0	0	193	64.76
097 KUHN, RYAN M.	21	11	4	1	3	0	0	0	0	0	0	0	40	13.42
80-94 LIGHTCAP, JOHN A.	5	10	0	5	0	3	0	0	0	0	0	0	23	7.71
110 LIGHTCAP, JR., TODD M.	5	8	3	0	1	0	0	0	0	0	0	0	17	5.70
111 LIGHTCAP, SR., TODD M.	13	8	8	3	2	1	0	0	0	0	0	0	35	11.74
80-82 MANLEY, RONALD L.	10	19	9	11	5	7	0	0	0	0	0	0	61	20.46
048 MARTIN, NICK D.	9	13	26	16	15	16	0	0	0	0	0	0	95	31.87
127 MCCLAIR, CHARLES M.	1	0	0	0	1	0	0	0	0	0	0	0	2	0.67
037 MCCORD, MICHAEL S.	1	0	0	0	0	0	0	0	0	0	0	0	1	0.33
091 MENTZER, JR., BRIAN K.	0	1	1	4	1	1	0	0	0	0	0	0	8	2.68
035 MEYERS, WILLIAM L.	22	21	24	19	16	16	0	0	0	0	0	0	118	39.59
044 MISAL, JUSTIN S.	7	11	11	13	11	4	0	0	0	0	0	0	57	19.12
077 MONTGOMERY, SEAN M.	24	19	22	22	14	0	0	0	0	0	0	0	101	33.89



Columbia Borough Fire Department

Staff Incident Participation

Activity Date Between {01/01/2017} And {06/30/2017}

Staff Id/Name	Jan	Feb	Mar	Apr	May	Jun	Jul	Aug	Sep	Oct	Nov	Dec	Total	Percent
038 MOSTELLER, JARED D.	13	34	25	30	25	23	0	0	0	0	0	0	150	50.33
80-93 MUSSER, MISTY R.	3	0	0	1	0	2	0	0	0	0	0	0	6	2.01
131 PETERS, JAMES A.	11	3	1	5	4	0	0	0	0	0	0	0	24	8.05
080 REESE, HANNAH J.	0	13	2	1	3	0	0	0	0	0	0	0	19	6.37
120 REIFSNYDER, ROBERT M.	10	24	18	10	22	11	0	0	0	0	0	0	95	31.87
80-80 RHODES, MICHAEL E.	19	29	12	18	10	4	0	0	0	0	0	0	92	30.87
RIDEALONG RIDE ALONG, #1	0	0	0	0	0	1	0	0	0	0	0	0	1	0.33
101 RYNO, SCOTT K.	10	0	0	0	0	0	0	0	0	0	0	0	10	3.35
005 SCHMITT, EUGENE V.	3	1	1	0	0	0	0	0	0	0	0	0	5	1.67
80-88 SCHOELKOPF, SR., LESTER	9	0	1	7	9	15	0	0	0	0	0	0	41	13.75
029 SCHOELKOPF, JR., LESTER	0	0	1	0	0	0	0	0	0	0	0	0	1	0.33
80-87 SHAEFFER, CRYSTAL A.	0	8	1	1	1	0	0	0	0	0	0	0	11	3.69
80-85 SHAEFFER, JOHN M.	0	9	1	2	4	2	0	0	0	0	0	0	18	6.04
079 SHOEMAKER, FRED A. L.	0	1	8	2	1	0	0	0	0	0	0	0	12	4.02
090 SPLAIN, MICHAEL A.	18	38	23	15	5	0	0	0	0	0	0	0	99	33.22
80-83 STARK, JERRY F.	3	0	0	0	0	0	0	0	0	0	0	0	3	1.00
081 STOCK, MICHAEL D.	18	11	9	11	12	8	0	0	0	0	0	0	69	23.15
80-99 TORBERT, DEBORAH L.	7	15	13	14	15	13	0	0	0	0	0	0	77	25.83
80-98 TORBERT, PAULINE M.	1	0	0	0	0	0	0	0	0	0	0	0	1	0.33
80-86 TORBERT, JR., JOHN E.	0	15	13	8	11	11	0	0	0	0	0	0	58	19.46
103 VEACH, SIMON L.	35	44	30	16	0	0	0	0	0	0	0	0	125	41.94
114 WARNER, JUSTIN M.	4	17	5	4	2	1	0	0	0	0	0	0	33	11.07
133 WISE, PERCY N.	8	0	2	0	1	0	0	0	0	0	0	0	11	3.69
018 ZERCHER, JOHN M.	23	30	36	27	24	16	0	0	0	0	0	0	156	52.34

Total Runs by Month											
Jan	52	Feb	58	Mar	52	Apr	50	May	48	Jun	38
Jul	0	Aug	0	Sep	0	Oct	0	Nov	0	Dec	0

Grand Total Runs: 298